



## **Social Impact Assessment**

**Effects of the funding approved in 2022 to non-profit organizations**  
*Executive Summary*

**Direzione Impact**  
April 2023

*The content of this presentation is the result of a study conducted by Intesa Sanpaolo with the support of PricewaterhouseCoopers Business Services S.r.l. (PwC) on the basis of the information at its disposal.*

# Table of contents

<b>1.</b>	Methodology	06
<b>2.</b>	Perimeter of the analysis	09
<b>3.</b>	Horizontal impacts of the financed initiatives	16
<b>4.</b>	Specific impacts of the financed initiatives by macro-sector	22
<b>A.</b>	Annex A: Perimeter of the analysis	27
<b>B.</b>	Annex B: Specific impacts of all macro-sectors	30





To date, the concept of sustainable investment is still very vague and the absence of consolidated standards of measurement has led to the proliferation of lax propaganda strategies, defined with terms such as green and impact “washing”.

As evidence of a real and conscious commitment, the Intesa Sanpaolo Group has therefore deemed it essential to invest in a model that assesses the social impact of loans directed at non-profit organizations. Such a model uses rigorous and internationally recognized methods to calculate the effects that the financed initiatives generate in society.



# Background and main results

This document presents the results of a **prospective social and environmental impact assessment of 620 initiatives** promoted by non-profit organizations and **financed through € 194 mln** by Intesa Sanpaolo's "Direzione Impact" **throughout 2022**.

The assessment is undertaken by means of a **proprietary methodology**. This methodology is based on a guided process of evaluation enabled by a technological platform which is integrated within the Bank's systems.

The analysis of the loans directed at non-profit organizations has highlighted that:

- the **macro-sectors** which will benefit the most are **Healthcare** (€ 71 mln), **Social assistance and civil protection** (€ 33 mln) and **Education, training and research, job placement** (€ 29 mln);
- funding will be **used mainly to create new services or capacity** (46% of the total);
- the **initiatives** will **reach full operation in a short amount of time** (9 months on average) and **expect to generate long-term impacts** (47% of the initiatives expects to generate impacts for 10 or more years);
- the loans approved by Intesa Sanpaolo **are considered crucial** by clients: for 66% of the initiatives **there would have been no alternative to the funding offered by the Bank**.

**The impact assessment showed that the loans** provided by the Bank to non-profit organizations, which are invested in projects of general interest, **generate significant effects on communities** and represent a way to achieve **broader objectives of common good**. More specifically, the following aspects have been detected:

- a large number of beneficiaries: **1.9 million beneficiaries per year**, considering all the initiatives at full operational capacity;
- important effects in terms of employment: **22 thousand jobs created and preserved** (for each million of euro financed 15 jobs will be created and 100 will be preserved)
- **significant benefits for the environment**.

# *1. Methodology*

# Methodology – the impact assessment framework

The exercise was carried out through a **proprietary model** developed by the “Direzione Impact” of Intesa Sanpaolo on the basis of **international measurement standards** and **best practices**.

## 1. Theory of Change

**Methodology** utilized to represent the causal link between the major components of an initiative (i.e. *resources, activities*) and its social goals (i.e. *changes and generated impacts*). It helps to identify the logical assumptions that must be fulfilled in order for a certain impact to occur.

## 4. Digitalization of the data gathering process and development of indicators

A **quali-quantitative** survey called “Rilevatore di Impatto Sociale (**RIM**)” used to automate the **impact assessment process in a continuous way**, coherently with the defined methodologies. This is implemented in the definition and the development of **impact indicators**.



## 2. Impact Management Project

**Harness the insights** coming from the IMP, which has the goal of building a global consensus on the measurement, evaluation and reporting of impacts on people and the natural environment. Contributors include:  
*UN, OECD, IFC, GIIN, GRI, Barclays, BlackRock, Deutsche Bank, UBS, PwC*

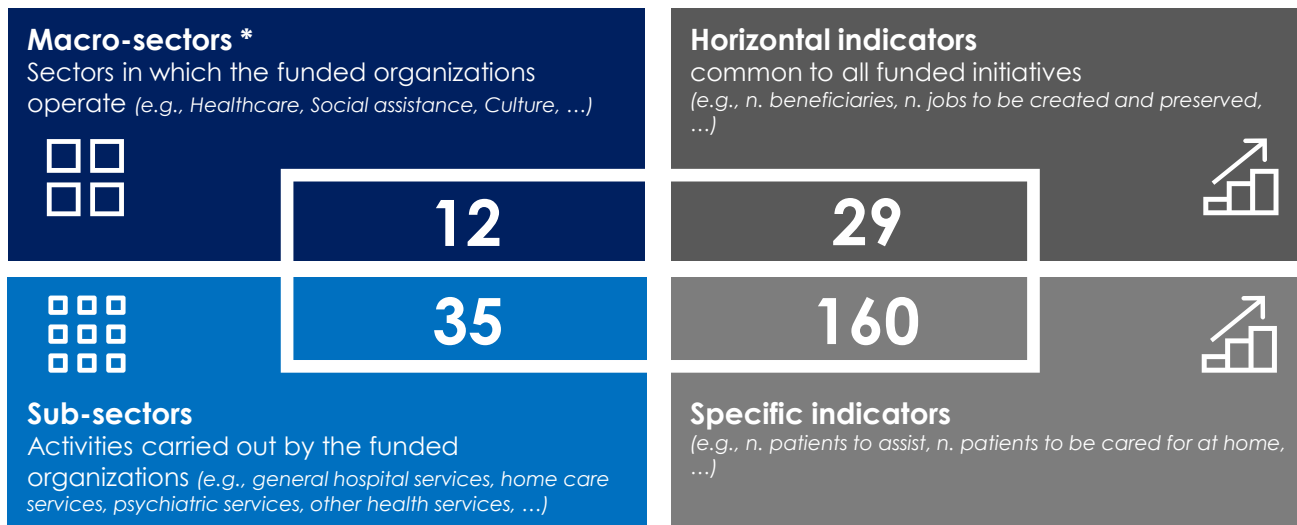
## 3. Recognized taxonomies and international classifications

- **ICNPO** (International Classification of Nonprofit Organizations) for Third Sector Loans
- **SDGs** (UN's Sustainable Development Goals)
- **BES** (ISTAT's Benessere Equo e Sostenibile)

# Methodology – Survey (RIM) and assessment of impact indicators

The model is based on a digitalized process which consists in the gathering of information through the Rilevatore d'Impatto survey (RIM).

By completing the RIM survey, which is mandatory for a broad array of loans, the non-profit organizations notify the impacts that they expect to generate. This allows for an assessment of **horizontal indicators**, common to all initiatives, and of **specific indicators** for their own **operating sector**.



\* These 12 macro-sectors refer to the international classification of non-profit organizations (ICNPO), also used by ISTAT.



## *2. Perimeter of the analysis*

# Financed initiatives

The impact assessment of Third Sector Loans made it possible to measure the social and environmental outputs and outcomes, **per year of full operational capacity**, that can be generated through **€194 mln financed** for the development of **620 initiatives**.

The assessment has been carried out considering the **sectors and the area** in which the initiatives are developed and the **type of expected impact**.

## Key figures on the financed initiatives



# Where are the € 194 million used\*?

Healthcare



€ 71 mln

Social assistance



€ 33 mln

Education and training



€ 29 mln

Sports and recreation



€ 15 mln

Economic development



€ 13 mln

Culture



€ 11 mln

Religion



€ 7.9 mln

Human rights protection



€ 5.8 mln

Environmental protection



€ 3.5 mln

Organic agriculture




€ 1.4 mln

Philanthropy and volunteering



€ 0.8 mln

Contrast of climate change



€ 0.7 mln

\* The 12 macro-sectors refer to the international classification of non-profit organizations (ICNPO), also used by ISTAT. The overall amount financed as resulting from this slide equals € 192 mln (instead of € 194 mln) since 14 initiatives - for a total financing of €2.3 million - were totally or partially developed in a macro-sector different from the 12 mentioned in the RIM survey (i.e. selecting the option "Other").


# How are the € 194 million employed?

The prevailing impact goal is to **create new services or capacity\*** (€87 million, or 46% of the total); the remaining part of the loans will be employed to **improve existing services** (€45 million, or 23% of the total), **preserve existing services** (22% of the total), **preserve jobs** (5% of the total) or **increase them** (4% of the total).

A categorization is set up according to **the type of impact** pursued by the funded initiatives.

The impact is:

- of **additional-type** if the primary objective is that of creating new services or capacity or that of increasing jobs;
- of **retention-type** if the priority is "preserving existing services" or "preserving jobs";
- of **improvement-type** if the primary objective is that of improving the quality of existing services.



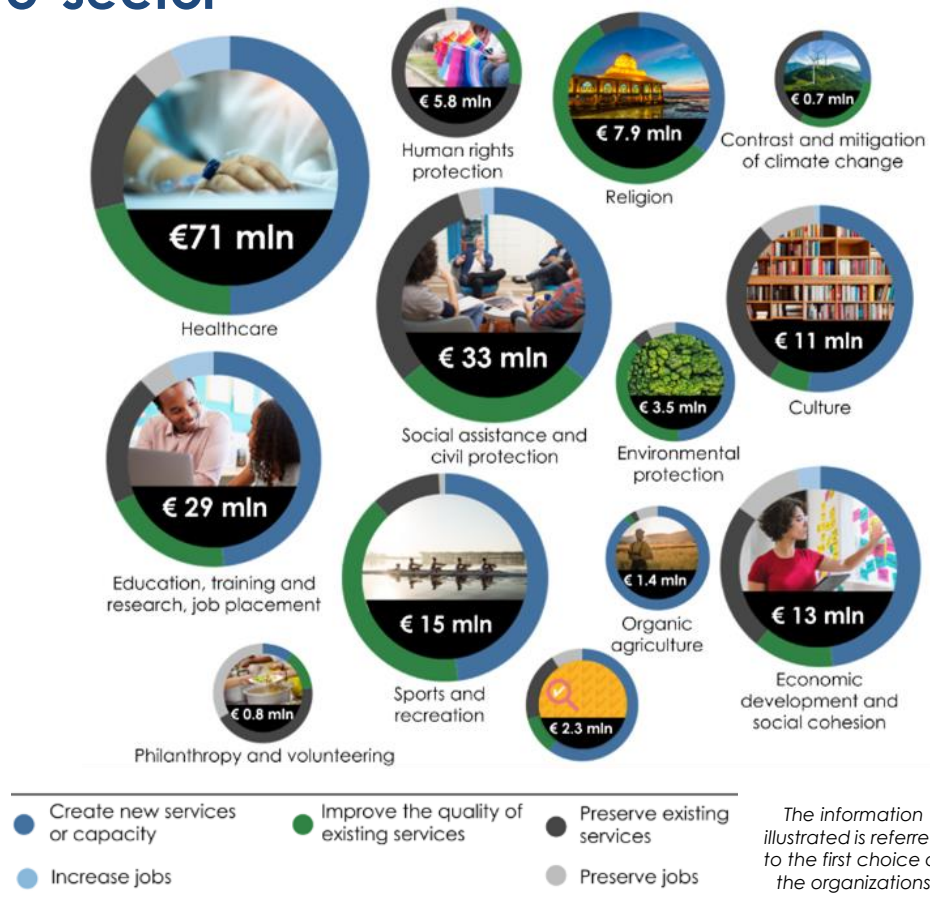
The figures above only refer to the first choices of the organizations.

\* Capacity refers to the quantitative aspects of an offered service: for example, an hospital may create a new rehabilitation service, but it may also create new spaces to continue to provide the same rehabilitation services it provided in the past.

# The impact objectives by macro-sector

The objective of the loan tends to be different depending on the macro-sector in which the initiatives are developed.

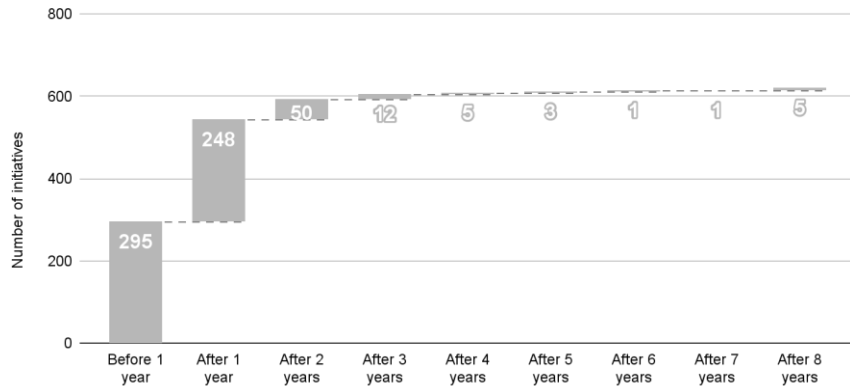
- **Creation of new services or capacity** stands out in Culture, Healthcare, Education and training and Economic development and social cohesion.
- **Improve the quality of existing services** stands out in Religion and Sport and recreation.
- **Preserving existing services** stands out in Human rights protection and Philanthropy and volunteering.
- **Increasing or preserving jobs** is an objective transversal to all macro-sectors, although the organizations do not indicate it as prevailing.



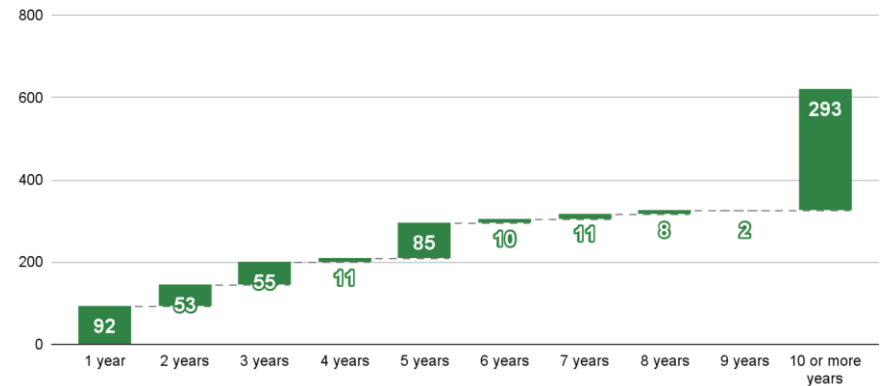
# How quickly do initiatives become operational? And for how many years can they generate impact?

On average, the financed initiatives will **become fully operational within 9 months** of receiving funding. Specifically, **295 initiatives** (about 48% of the total) will become **operational within one year**, and only **27 initiatives** (about 4% of the total) will reach full operation **after 3 or more years**.

The financed initiatives **generate**, on average, **impacts for 6 years and 5 months** (starting from the moment in which they become operational). Specifically, **293 initiatives** (47% of the total) generate impacts for **10 or more years while 211 initiatives** (34% of the total) for **less than 5 years**.



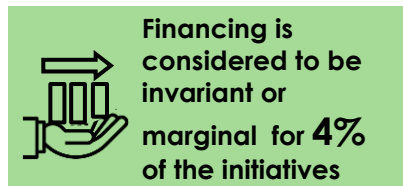
*Time needed to reach full operational capacity*



*Impact duration*

# How important is the funding for the initiatives?

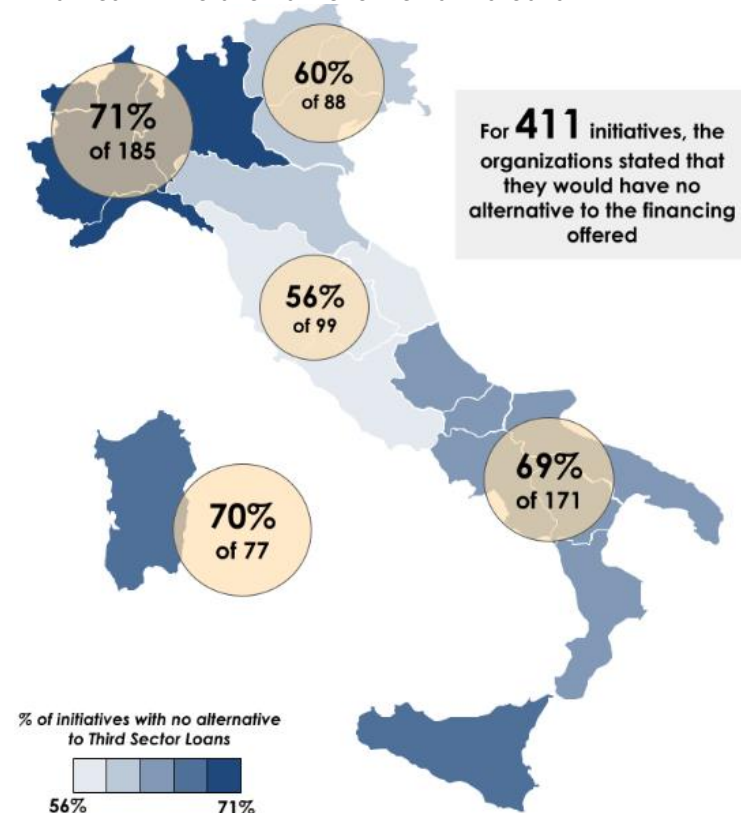
For almost all initiatives (593 initiatives), **the funding** approved by the Bank **is considered to be crucial** (48% of the total) or **useful** (48% of the total) to **pursue their social or environmental impact objectives**; instead, it was considered marginal or invariant only for 27 initiatives (4% of the total).



66% of the organizations have stated that they would have no alternative to the financing offered. Therefore, **more than half of the initiatives would not have been undertaken.**

Geographically, the Northwest has the highest percentage of initiatives without alternatives, followed by the Islands, South, Northeast and Centre.

## Initiatives with no alternative to the Bank's loans



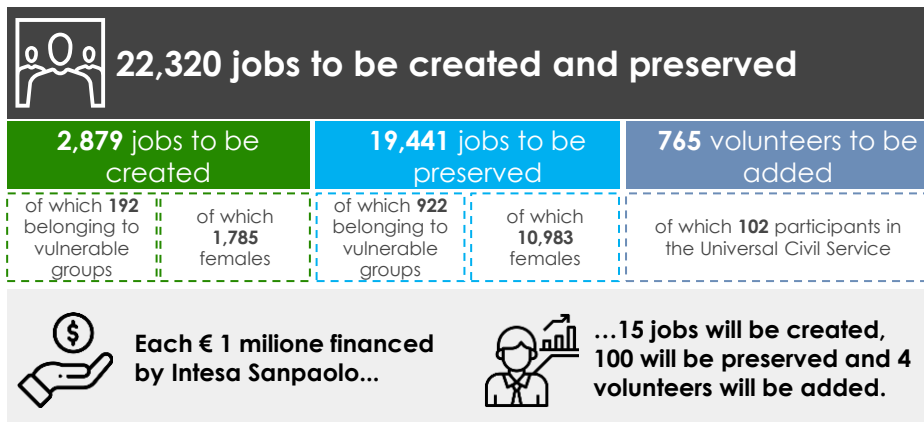
### ***3. Horizontal impacts of the financed initiatives***



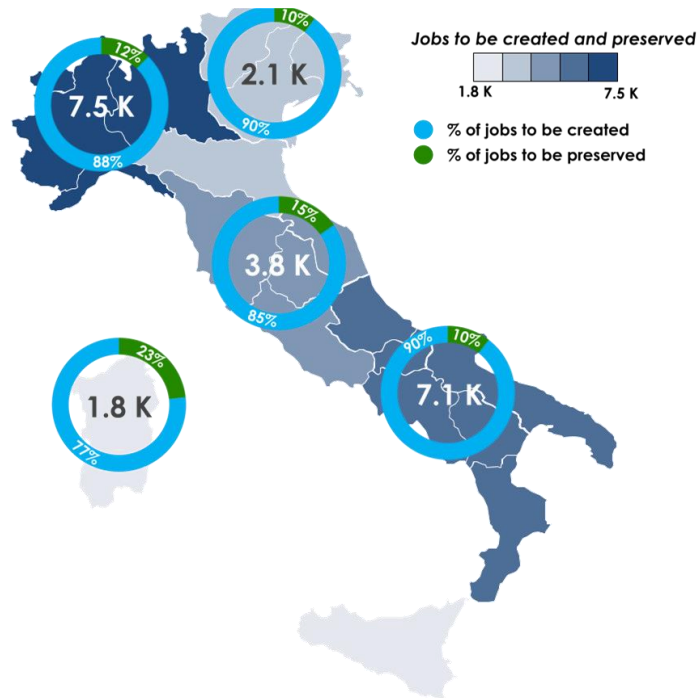
# Horizontal impacts – Jobs to be created and preserved

The financed initiatives are expected to generate significant employment impact in Italy, **creating 2,879 jobs** and further **preserving 19,441 jobs**.

Most jobs are concentrated in Northwestern Italy (about 34% of the total jobs to be created and preserved) and in Southern Italy (32%).

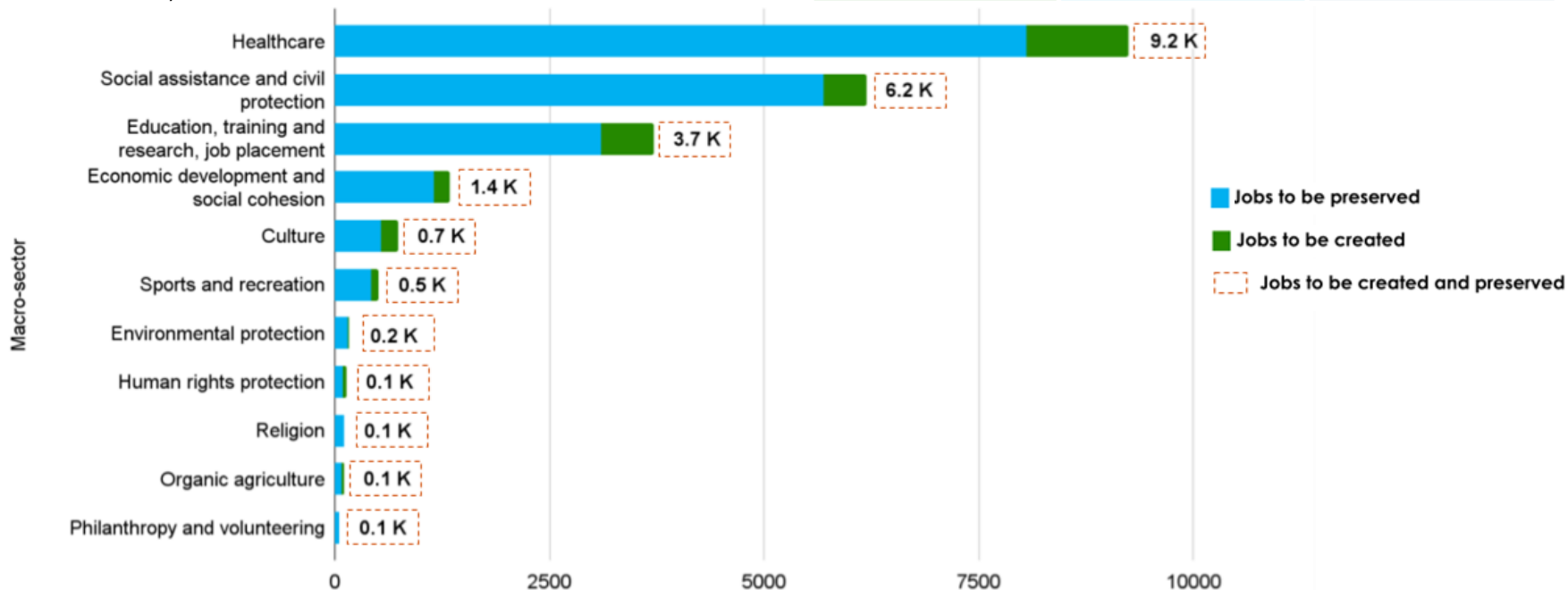



Please note: the vulnerable categories include – among others – disabled people, former inmates, victims of violence.



# Horizontal impacts – jobs by macro-sector

Most of these jobs will be created and preserved in the macro-sectors: *Healthcare* (about 41% of the total), *Social assistance and civil protection* (about 28% of the total) and *Education and training* (about 17% of the total).



Please note: investments in the Contrast and mitigation of climate change will not lead to the creation or retention of jobs and, therefore, the macro-sector is excluded from this visualization.

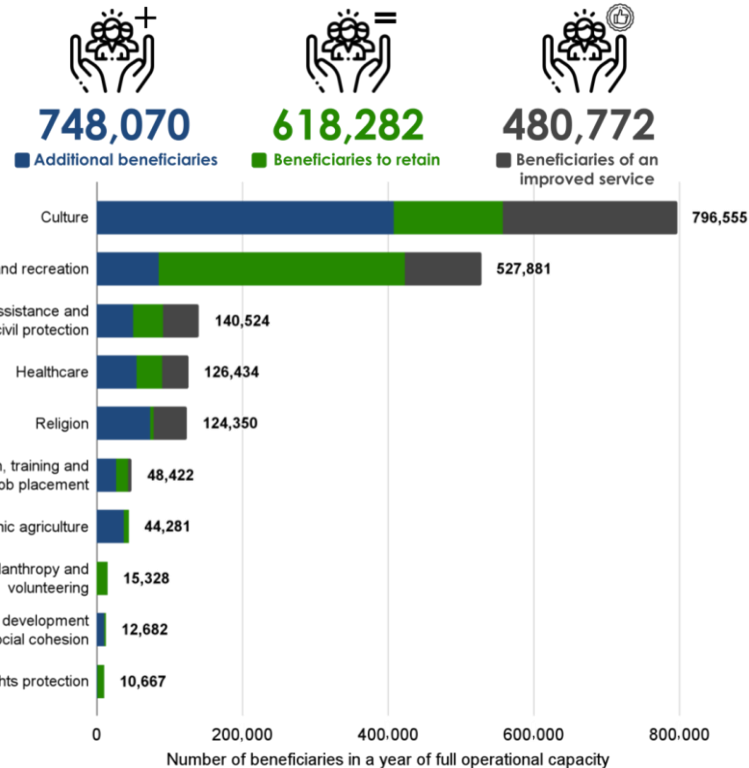
# Horizontal impacts – beneficiaries by macro-sector

## 1,858,650

Number of **annual beneficiaries** considering all initiatives at full operational capacity

*Culture and Religion* are characterized by a high percentage of additional beneficiaries and beneficiaries of an improved service; the number of beneficiaries to retain is limited.

*Sport and recreation, Human rights protection and Philanthropy and volunteering* register primarily beneficiaries to be retained.

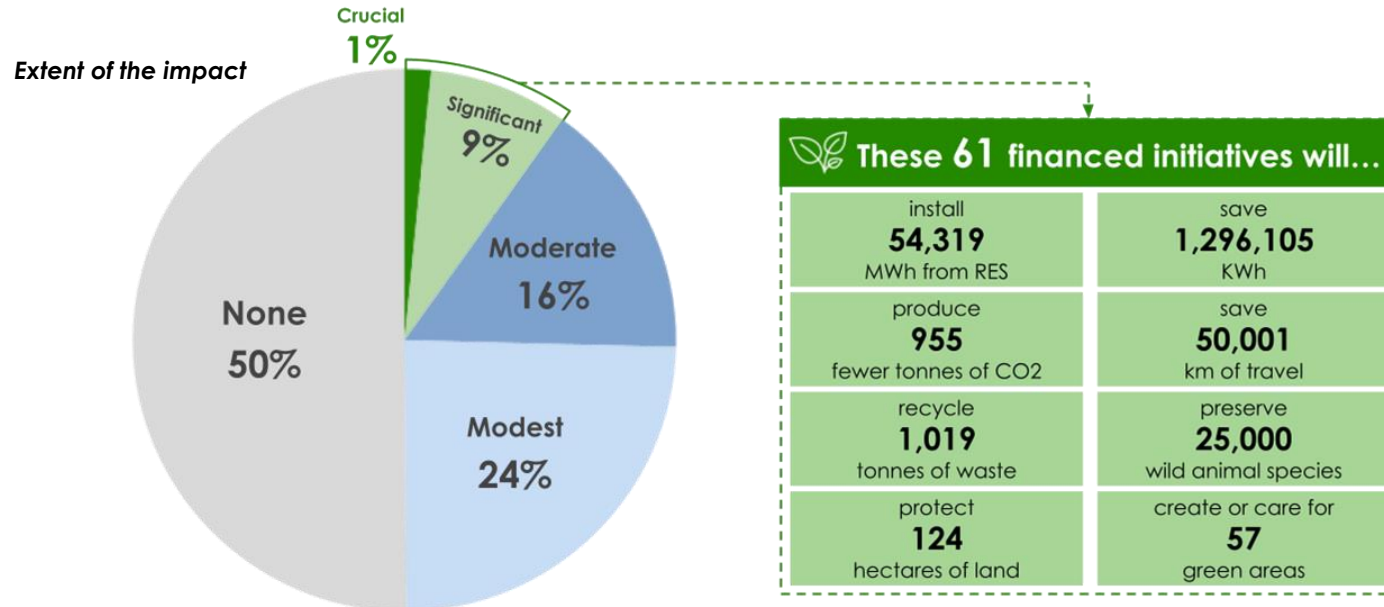


The total of 1,858,650 individuals could be an over-estimation due to the fact that (especially in Culture, Religion and Sport and Recreation macro-sectors) an individual can access the same service more than once. Moreover the overall number also includes the 11,526 beneficiaries of initiatives for which the type of impact was not specified.

The macro-sectors Environmental protection and Contrast and mitigation of climate change are not represented as they generate impacts that are not attributable to single individuals, but rather to society as a whole.

# Horizontal impacts - environment

Some of the financed organizations are also carrying out projects that, on top of generating social impacts, will provide **significant environmental benefits** (10% of the initiatives), such as energy efficiency in buildings, the installation of renewable energy systems, or the creation of green areas. In addition to these, 21 initiatives classified in the macro sector of *Environmental protection* contribute to the generation of environmental impact\*.



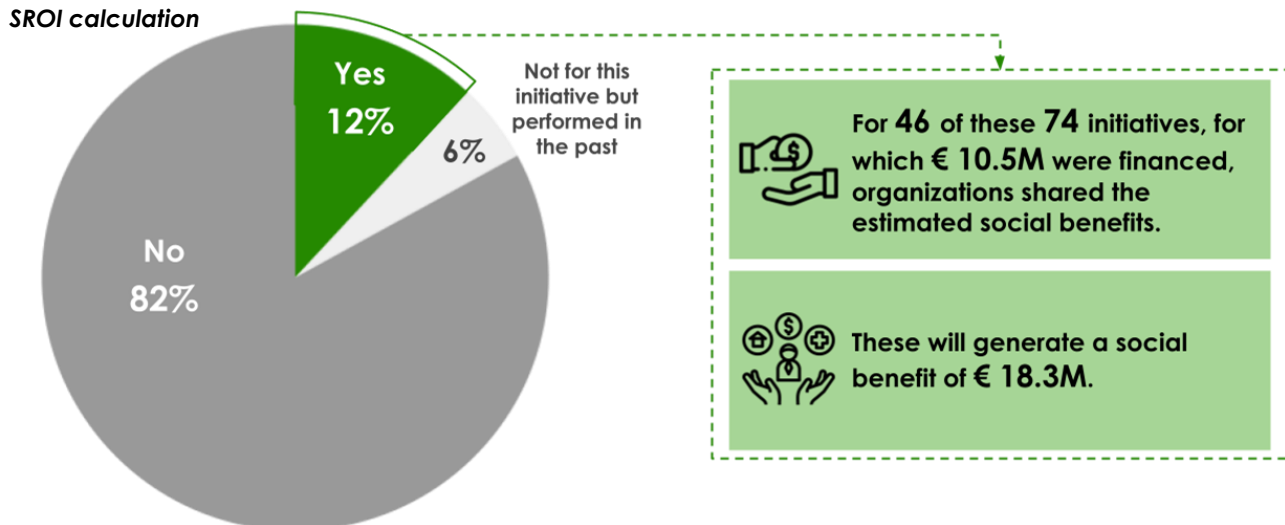
Answers to the question "Does your initiative have an environmental impact and to what extent?"

\* For details, see Annex B

# Horizontal impacts - SROI

Non-profit organizations have calculated, using the **SROI methodology\***, the social return on investment (SROI) in an ex-ante reasoning for **74 initiatives** (about 12% of the total)\*\*.

These initiatives, for which the organizations received funding amounting to approximately € 10.5 million, will generate an overall social benefit of € 18.3 million. This means that, for every euro financed by Intesa Sanpaolo, there will be an estimated social benefit of € 1.74.



Answers to the question "Has your organization quantified – in a 'ex-ante' reasoning - the social impact of the funded initiative through the SROI methodology"

\* SROI is a methodology that measures the extra-financial value of an initiative, netted of the resources invested and of what would have happened in the absence of the initiative. The SROI is based on the more traditional cost-benefit analysis and quantifies the social value of an initiative through monetary indicators associated with the results obtained.

\*\* In addition to the 74 initiatives mentioned above, impact assessments different from the SROI methodology were carried out for other 44 initiatives.

## ***4. Specific impacts of the financed initiatives by macro-sector***

# Specific impacts by macro-sector - key figures

## Social assistance



- **7k lives to be saved** in disaster events
- **43k vulnerable individuals** to be assisted
- **78 nursery schools** to be managed

## Healthcare



- **62k patients** to assist in generic **hospital services**
- **9.6k patients** to be cared for **at home**

## Culture



- **3k cultural events** to be organised (with 766k visitors)
- **198 cultural sites** to be redeveloped (with 36k visitors)

## Sports and recreation



- **175k people** participating in sports/recreational events
- **2.3k sports events** to be supported

## Education



- **17k students** to be assisted in primary/secondary education
- **1k university students** to be supported

## Organic agriculture



- **732 tonnes** of organic food to be produced
- **35k farms** to be supported

## Environmental protection



- **98 energy efficiency** operations to be carried out

## Climate change



- **71 renewable energy systems** to be managed

## Economic development



- **958 SMEs** to be supported

## Human rights protection



- **1.4k lawsuits** to be supported
- **11k people** to assist in legal, trade union and civil rights services

## Philanthropy



- **15k beneficiaries** of the supported projects and organizations

## Religion



- **127k faithful** beneficiaries to serve
- **39 religious structures** to build or redevelop

The impacts refer to the effects that could be achieved by the financed initiatives in one year of full operational capacity.

# The loans approved to the non-profit sector cover all 17 SDGs

The Third Sector served by Intesa Sanpaolo invests in projects of general interest which are aligned to the **17 SDGs identified by the UN**.

The diagram shows the correspondence between the SDGs and the main impacts expected through the € 194 mln approved by the Bank (positioned in proximity of the SDG and labelled with the same colour).





# Impacts in the Healthcare macro-sector (1/2)

163 of the 620 initiatives generate impacts in the Healthcare macro-sector.

93 initiatives (57% of the total) relate exclusively to this macro-sector, while 70 produce effects in multiple macro-sectors.

Overall, around **€71 million in funding** was approved (37% of the total of the 620 initiatives).

In relation to **45% of the initiatives**, the funding will be used for the **creation of new services**.

**Many initiatives** were financed in **Northwestern Italy** (53% of the total funding).

The initiatives will **preserve more than 8 thousand jobs and create 1,188 additional jobs**.



For more information on the remaining 11 macro-sectors please consult [Annex B: Specific impacts of all macro-sectors](#).



163 financed initiatives €71M amount financed €109M cost estimate

For **45%**

of the initiatives, funding will be used to **create** new services

For **71%**

of the initiatives, funding will be used to **improve** existing services



Every € 100,000 financed...



88 patients will be assisted, of which 19 with physical disabilities



13 patients will be served at home



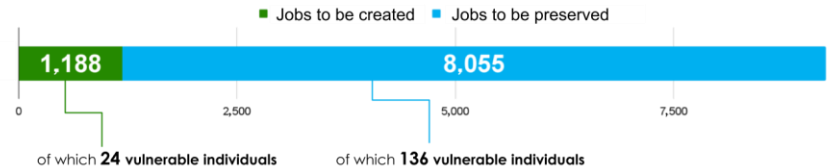
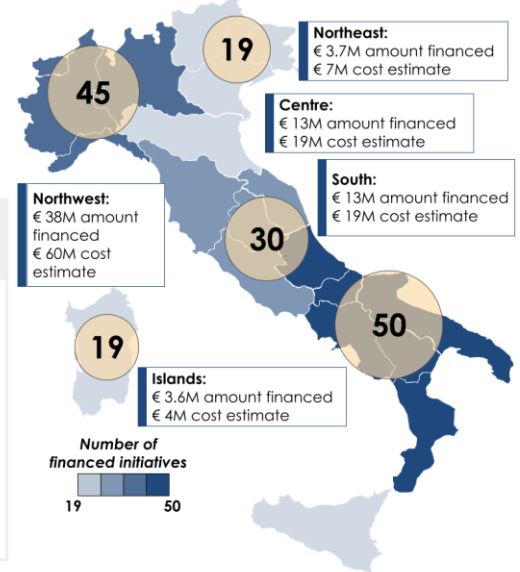
63 patients who would not have had access to the service will be assisted



11 patient with mental health problems will be rehabilitated through 174 hours of psychiatric services



4 people will be made more aware on healthy food consumption



# Impacts in the Healthcare macro-sector (2/2)

**127 thousand individuals per year** will benefit from the services provided by the initiatives financed in the macro-sector. There will be numerous initiatives related to *general hospital and rehabilitation services* (37% of the total funded).

Initiatives reach **full operational capacity in 10 months**, generating **impacts** for an average of **81 months**.

**63%** of the initiatives would have had **no alternative to funding**.

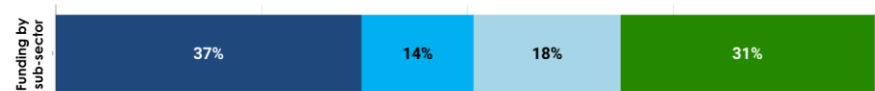
For **47%** of the initiatives, funding was considered **crucial** for the **achievement of their social impact objectives**.

According to the organizations' predictions, **8%** of the initiatives could generate **less impact** or incur in a delay with respect to their initial expectations.



For more information on the remaining 11 macro-sectors please consult [Annex B: Specific impacts of all macro-sectors](#).

Indicators by sub-sector				
General hospital and rehabilitation services	62,355 Patients to assist	of which 13,666 with physical disabilities	of which 529 will benefit from psychological support	5,295 Families who will enjoy additional services
Inpatient and outpatient psychiatric services	7,953 Patients with mental health problems to be assisted	of which 143 to be hospitalised	123,790 Hours of psychiatric services to be provided	
Home care services	9,554 Patients to be cared for at home		of which 4,637 belonging to vulnerable categories	
Other health services: access to healthcare and maintenance of autonomy	44,380 Patients who would not access the service to be served		of which 16,433 belonging to vulnerable categories	
Awareness-raising on healthy food consumption	3,015 People to be made aware of healthy consumption of food	of which 515 belonging to vulnerable categories	1 Tonne of food to be distributed	



## Impact dimensions



**Who?**

**127,257**  
Beneficiaries of  
healthcare  
services (mainly in  
the Northwest)



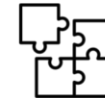
**What?**

**General hospital  
and rehabilitation  
services**  
37% of funding will  
be used on this type  
of activity



**How much?**

**10 months**  
Average time needed  
for organizations  
operating in this  
macro-sector to reach  
full operational  
capacity  
**81 months**  
Average impact  
duration of the  
organizations  
operating in this  
macro-sector



**Contribution**

**47%**  
Initiatives for which  
funding is considered  
**crucial** for achieving  
their social impact  
objectives  
**63%**  
Initiatives for which  
there would be no  
alternative to funding



**Risk**

**8%**  
Initiatives whose  
social and/or  
environmental  
impact could be  
diminished or  
delayed

Outputs included in  
the "who" dimension

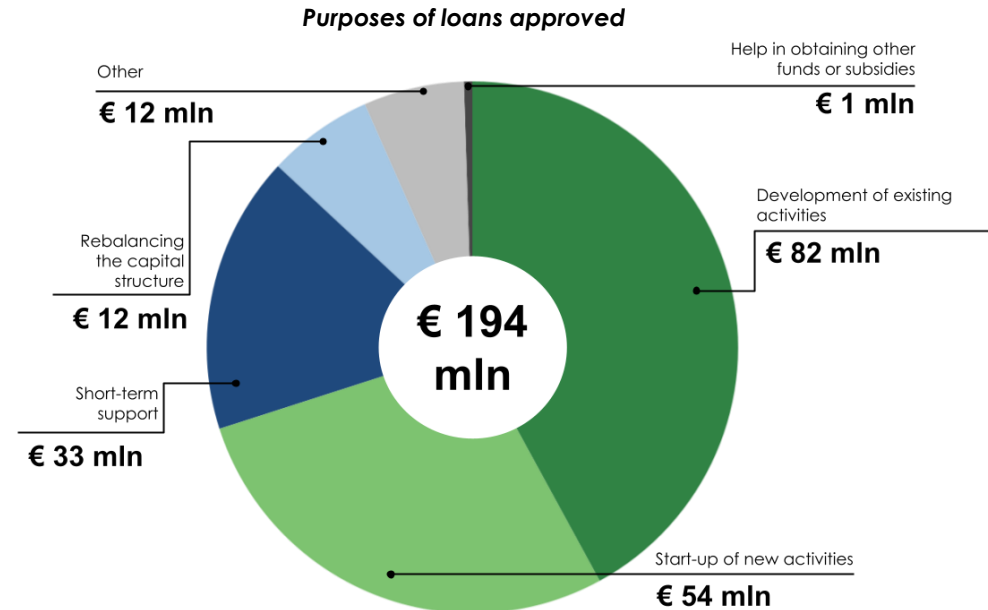
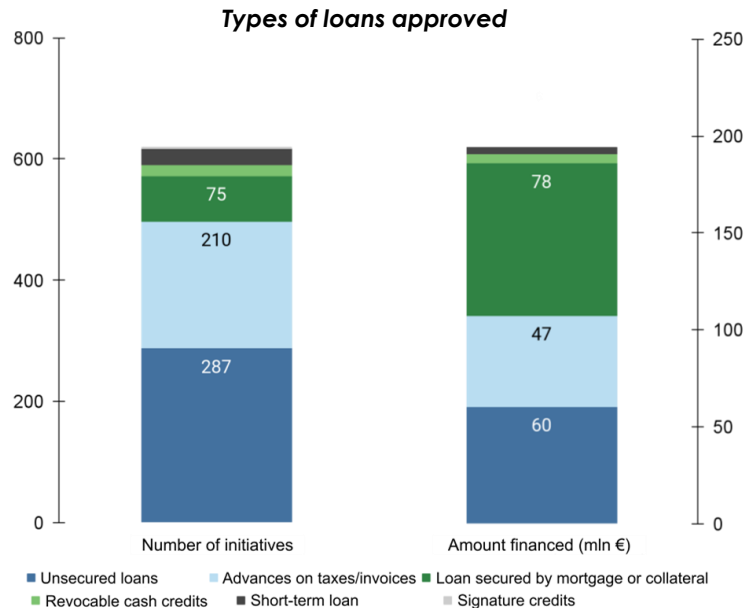
## *Annex A: Perimeter of the analysis*

# Type and purpose of loans

The approved loans were classified in **six different categories**: the most common one is **unsecured loans** (287 initiatives, 46% of the total).

The type of loan with the highest value of financing is attributable to **loans secured by mortgages or collateral** (€ 78 mln, 40% of the total).

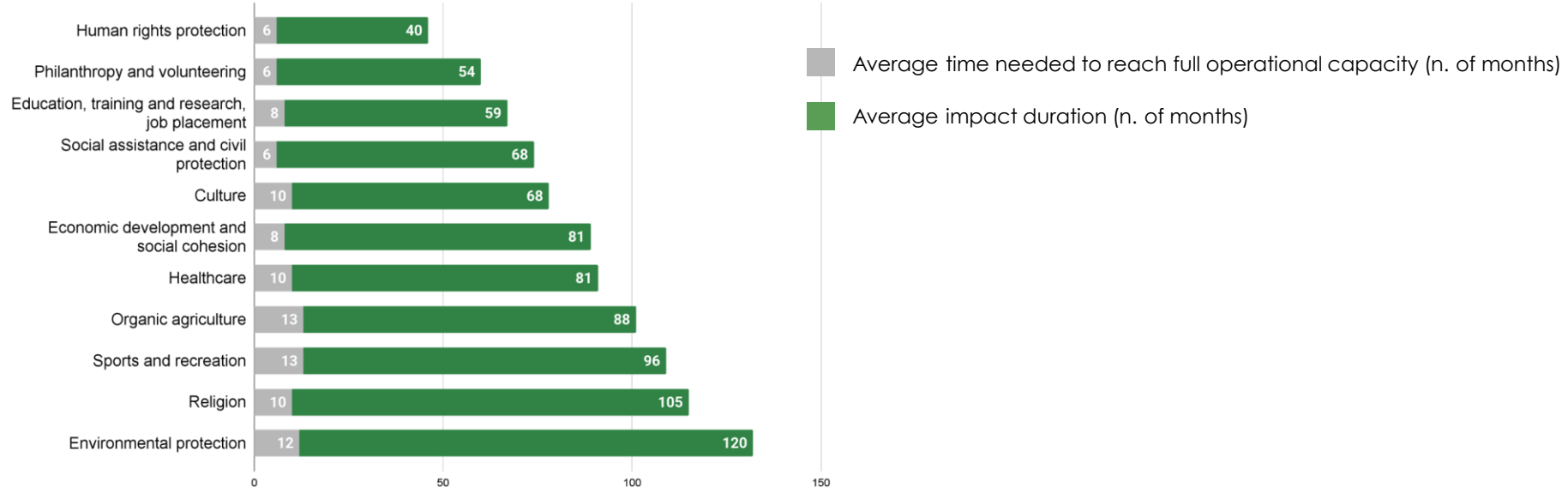
With respect to the purpose of loans, **42%** of the funding will be used for the **development of existing activities** (e.g. acquisition of land to support services already provided), while **28%** for the **start-up of new activities**.



# Lifecycle of the initiatives

The combination of the time needed to reach full operation and the duration of the impact constitute the lifecycle of an initiative. Significant **differences emerge while analysing the macro-sectors:**

- the initiatives expected to be **fully operational in the shortest time** are those implemented by organizations operating in the macro-sectors of *Human rights protection, Social assistance and civil protection, Philanthropy and volunteering*.
- the initiatives that **generate impacts for the longest period of time** (after having reached full operational capacity) are implemented by organizations operating in the macro-sectors of *Environmental protection, Religion, Sports and recreation*.



*No organization operates in Contrast and mitigation of climate change (although 7 organizations generate impacts in this macro-sector).*

## *Annex B: Specific impacts of all macro-sectors*

# Social assistance and civil protection (1/2)

179 of the 620 initiatives generate impacts in the *Social assistance and civil protection* macro-sector.

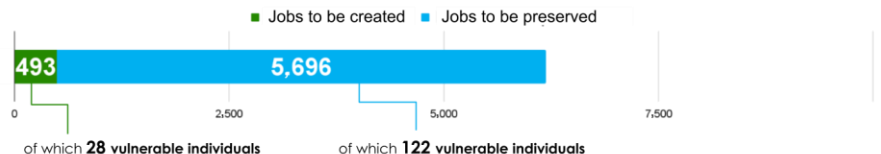
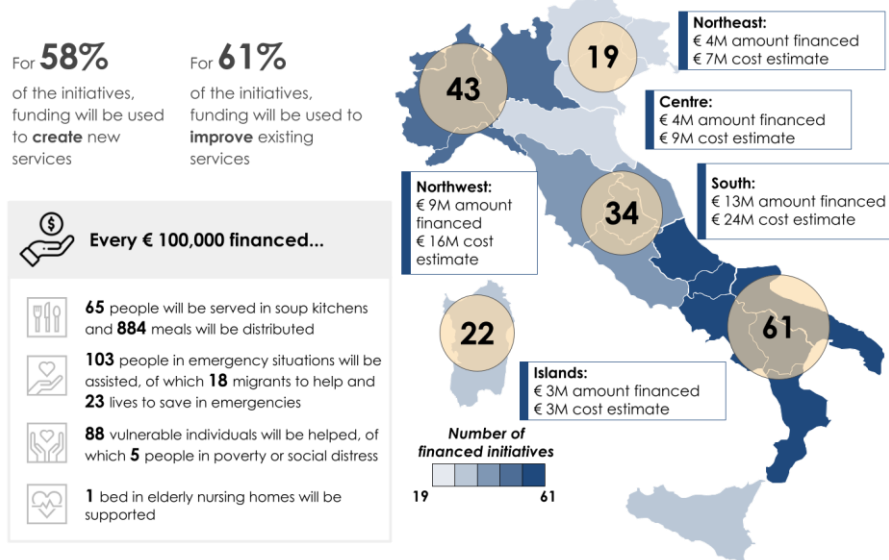
88 initiatives (49% of the total) relate exclusively to this macro-sector, while 91 produce effects in multiple macro-sectors.

Overall, around **€33 million in funding** was approved (17% of the total of the 620 initiatives).

In relation to **58% of the initiatives**, the funding will be used for the **creation of new services**.

**Many initiatives** were financed in **Southern Italy** (39% of the total funding).

The initiatives will **preserve about 5.7 thousand jobs and create 493 additional jobs**.



# Social assistance and civil protection (2/2)

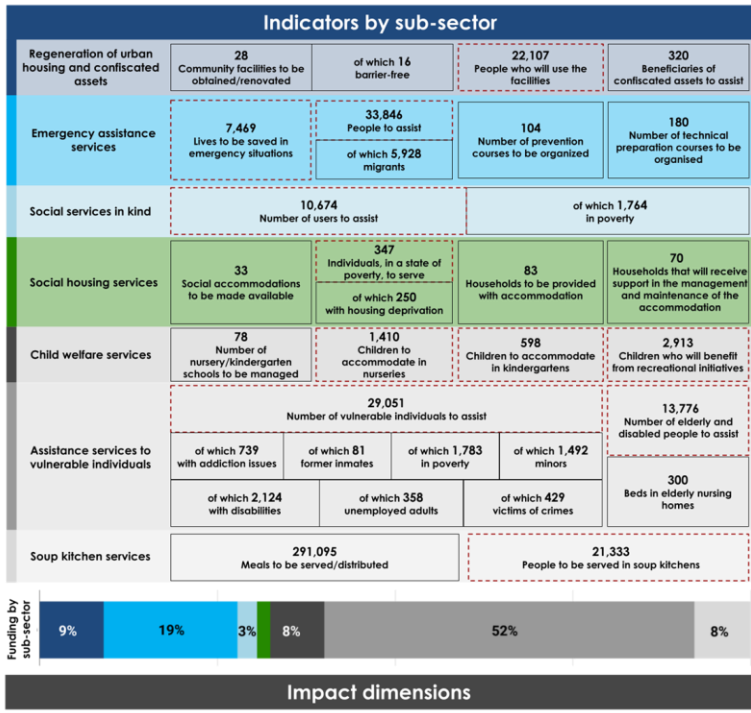
**144 thousand individuals per year** will benefit from the services provided by the initiatives financed in the macro-sector. There will be numerous initiatives related to *assistance services granted to vulnerable individuals* (52% of the total funded).

Initiatives reach **full operational capacity in 6 months**, generating **impacts** for an average of **68 months**.

**66%** of the initiatives would have had **no alternative to funding**.

For **54%** of the initiatives, funding was considered **crucial** for the **achievement of their social impact objectives**.

According to the organizations' predictions, **13%** of the initiatives could generate **less impact** or incur in a delay with respect to their initial expectations.





# Culture (1/2)

65 of the 620 initiatives generate impacts in the *Culture* macro-sector.

38 initiatives (58% of the total) relate exclusively to this macro-sector, while 27 produce effects in multiple macro-sectors.

Overall, around **€11 million in funding** was approved (5.6% of the total of the 620 initiatives).

In relation to **55% of the initiatives**, the funding will be used for the **creation of new services**.

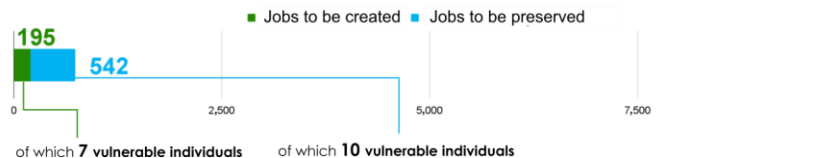
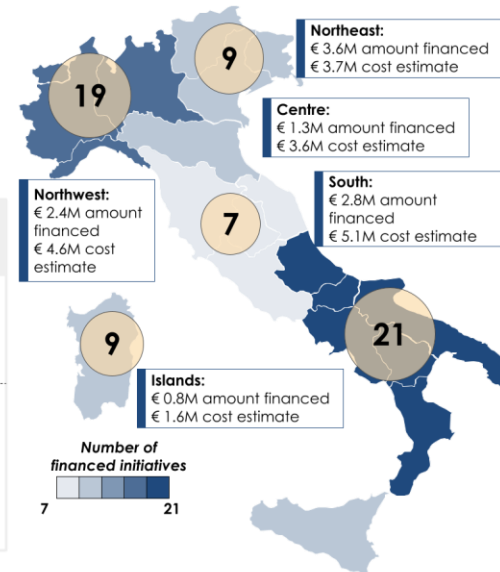
**Many initiatives** were financed in **Northeastern Italy** (33% of the total funding).

The initiatives will **preserve 542 jobs and create 195 additional jobs**.



For **55%** of the initiatives, funding will be used to **create new services**

For **65%** of the initiatives, funding will be used to **improve existing services**



## Culture (2/2)

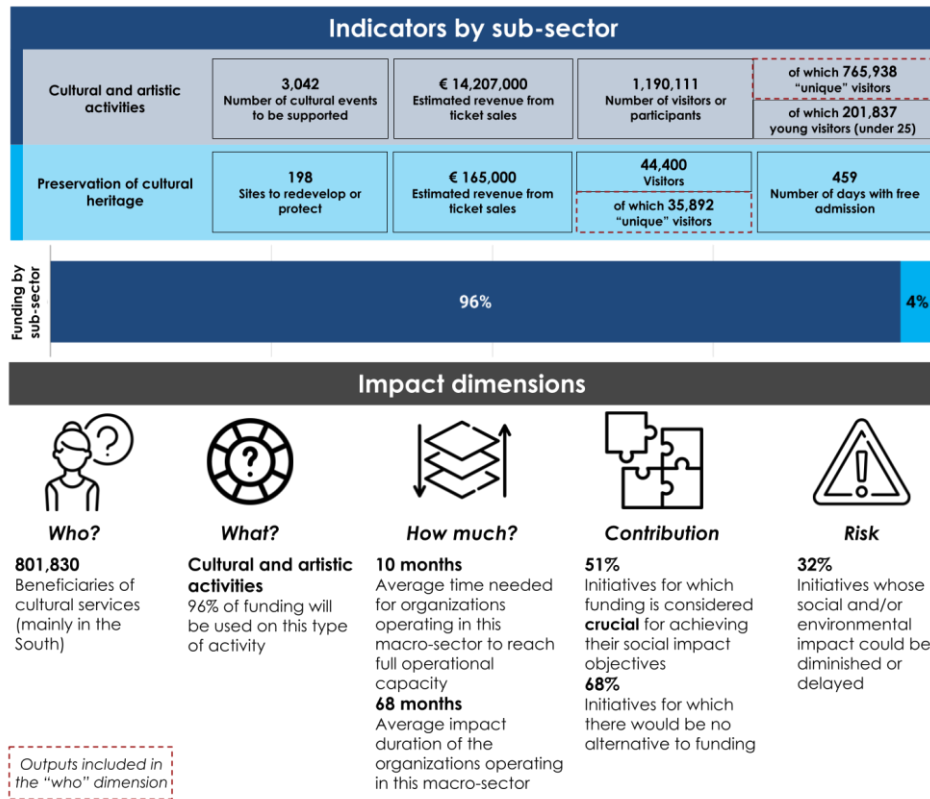
**802 thousand individuals per year** will benefit from the services provided by the initiatives financed in the macro-sector. There will be numerous initiatives related to *cultural and artistic activities* (96% of the total funded).

Initiatives reach **full operational capacity in 10 months**, generating **impacts** for an average of **68 months**.

**68%** of the initiatives would have had **no alternative to funding**.

For **51%** of the initiatives, funding was considered **crucial** for the **achievement of their social impact objectives**.

According to the organizations' predictions, **32%** of the initiatives could generate **less impact** or incur in a delay with respect to their initial expectations.



# Sports and recreation (1/2)

98 of the 620 initiatives generate impacts in the *Sports and recreation* macro-sector.

80 initiatives (82% of the total) relate exclusively to this macro-sector, while 18 produce effects in multiple macro-sectors.

Overall, around **€15 million in funding** was approved (7.5% of the total of the 620 initiatives).

In relation to **71% of the initiatives**, the funding will be used for the **creation of new services**.

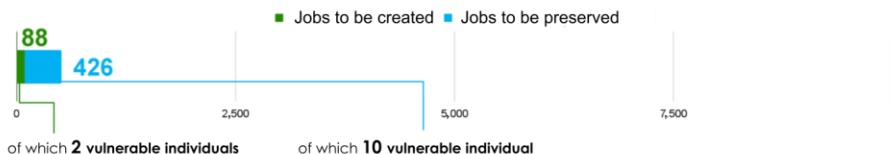
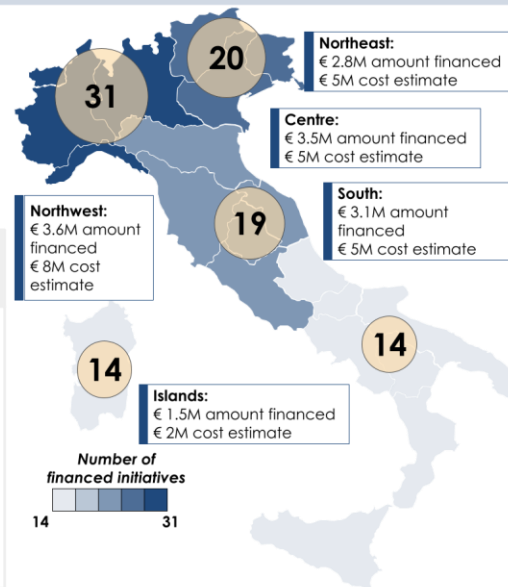
**Many initiatives** were financed in **Northwestern Italy** (24% of the total funding).

The initiatives will **preserve 426 jobs and create 88 additional jobs**.



For **71%** of the initiatives, funding will be used to **create** new services

For **74%** of the initiatives, funding will be used to **improve** existing services



## Sports and recreation (2/2)

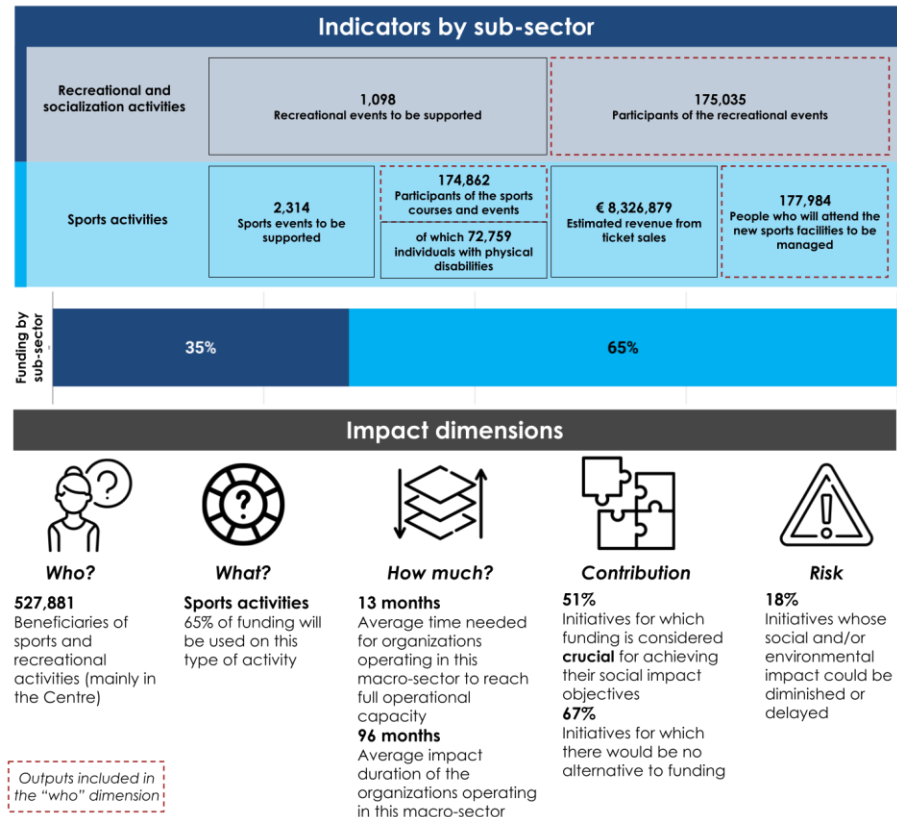
**528 thousand individuals per year** will benefit from the services provided by the initiatives financed in the macro-sector. There will be numerous initiatives related to *sports activities* (65% of the total funded).

Initiatives reach **full operational capacity in 13 months**, generating **impacts** for an average of **96 months**.

**67%** of the initiatives would have had **no alternative to funding**.

For **51%** of the initiatives, funding was considered **crucial** for the **achievement of their social impact objectives**.

According to the organizations' predictions, **18%** of the initiatives could generate **less impact** or incur in a delay with respect to their initial expectations.



# Education, training and research, job placement (1/2)

116 of the 620 initiatives generate impacts in the *Education, training and research, job placement* macro-sector.

66 initiatives (57% of the total) relate exclusively to this macro-sector, while 50 produce effects in multiple macro-sectors.

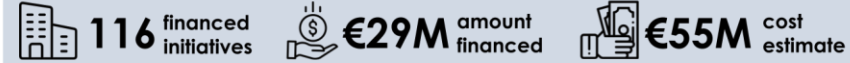

Overall, around **€29 million in funding** was approved (15% of the total of the 620 initiatives).

In relation to **59% of the initiatives**, the funding will be used for the **creation of new services**.

**Many initiatives** were financed in **Northeastern Italy** (41% of the total funding).

The initiatives will **preserve more than 3 thousand jobs and create 619 additional jobs**.

SDGs



For **59%**

of the initiatives, funding will be used to **create new services**

For **59%**

of the initiatives, funding will be used to **improve existing services**



Every € 100,000 financed...



**57** students will be served in primary/secondary education



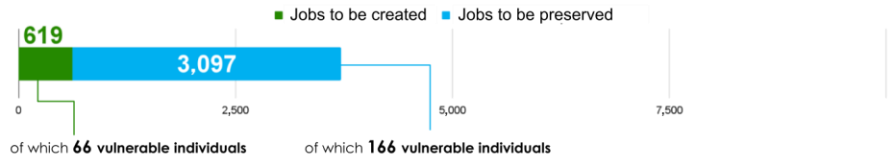
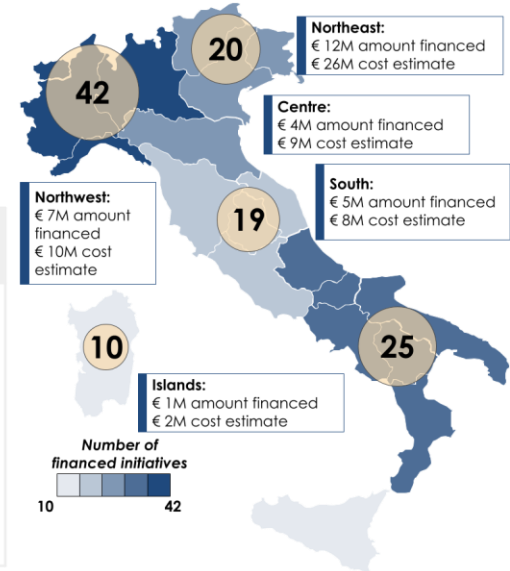
**15** individuals will be supported through traineeships and internships



**23** people will benefit from job placement e **14** individuals will be profiled



**53** people will be reskilled/upskilled, including adults and other individuals receiving vocational education and training.



# Education, training and research, job placement (2/2)

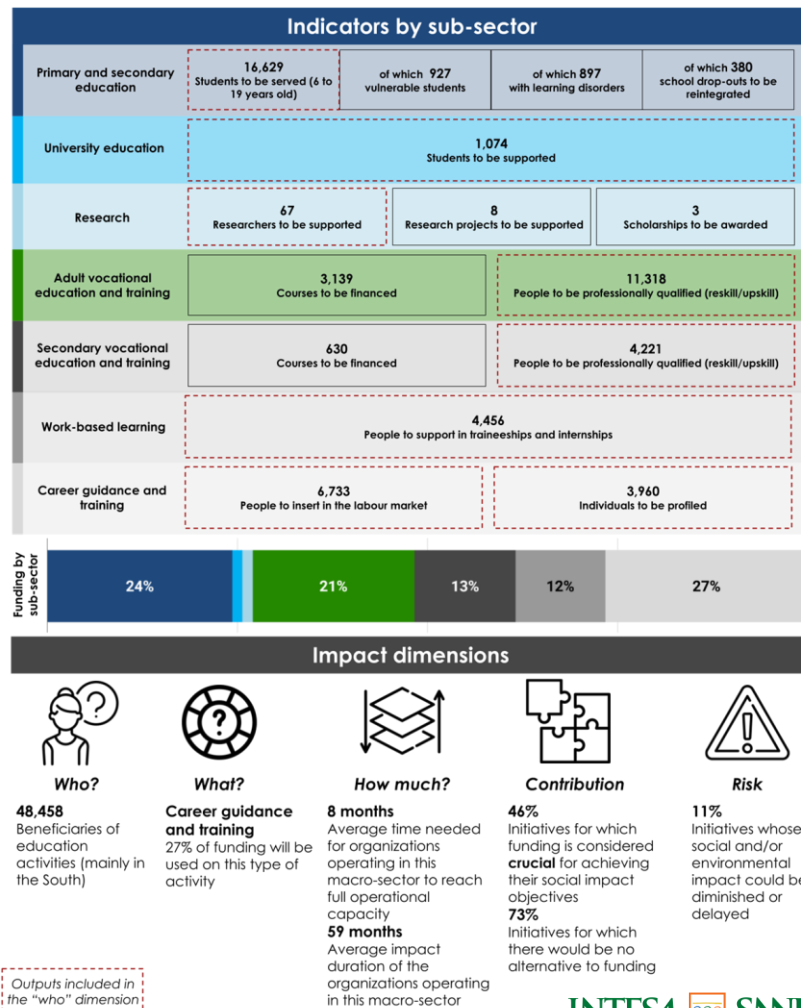
**48 thousand individuals per year** will benefit from the services provided by the initiatives financed in the macro-sector. There will be numerous initiatives related to *career guidance and training services* (27% of the total funded).

Initiatives reach **full operational capacity in 8 months**, generating **impacts** for an average of **59 months**.

**73%** of the initiatives would have had **no alternative to funding**.

For **46%** of the initiatives, funding was considered **crucial** for the **achievement of their social impact objectives**.

According to the organizations' predictions, **11%** of the initiatives could generate **less impact** or incur in a delay with respect to their initial expectations.



# Organic agriculture (1/2)

17 of the 620 initiatives generate impacts in the *Organic agriculture* macro-sector.

2 initiatives (12% of the total) relate exclusively to this macro-sector, while 15 produce effects in multiple macro-sectors.

Overall, around **€1.4 million in funding** was approved (0.7% of the total of the 620 initiatives).

In relation to **71% of the initiatives**, the funding will be used for the **creation of new services**.

**Many initiatives** were financed in **Central Italy** (29% of the total funding).

The initiatives will **preserve 80 jobs** and **create 24 additional jobs**.



For **71%**

of the initiatives, funding will be used to **create** new services

For **47%**

of the initiatives, funding will be used to **improve** existing services



Every **€ 100,000** financed...



**2,923** organic meals will be served



**2,441** farms will be supported



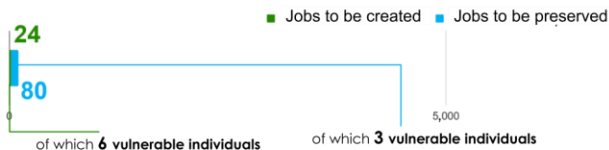
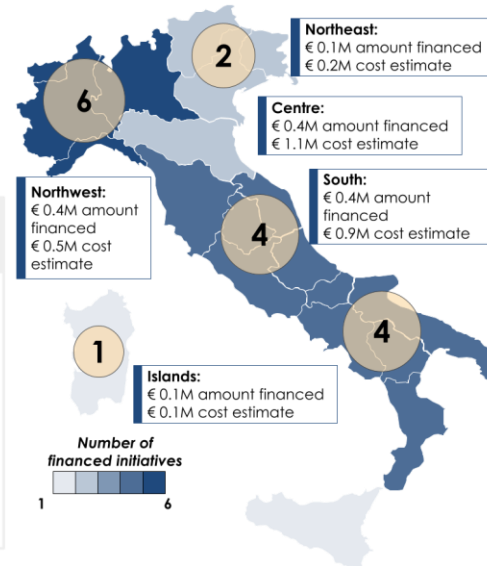
**2,532** small-scale farmers will be assisted



**51** tonnes of organic food will be produced and **30** hectares of organic farmland will be certified



**€ 57K** in revenue from the sale of organic food will be generated



## Organic agriculture (2/2)

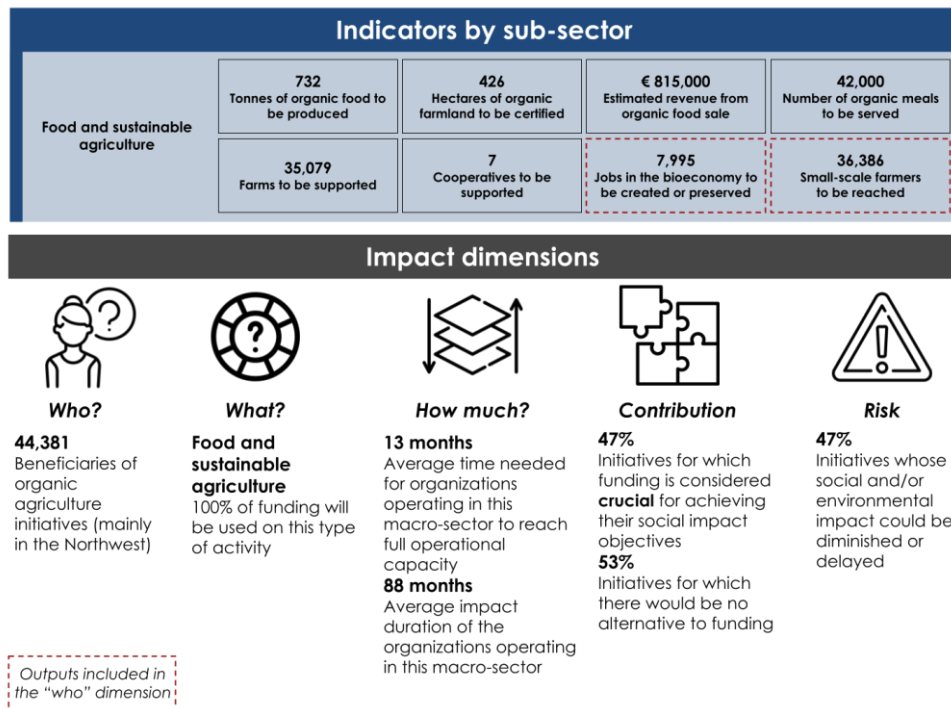
**44 thousand individuals per year** will benefit from the services provided by the initiatives financed in the macro-sector. All the initiatives concern *food and sustainable agriculture* activities (100% of the total funded).

Initiatives reach **full operational capacity in 13 months**, generating **impacts** for an average of **88 months**.

**53%** of the initiatives would have had **no alternative to funding**.

For **47%** of the initiatives, funding was considered **crucial** for the **achievement of their social impact objectives**.

According to the organizations' predictions, **47%** of the initiatives could generate **less impact** or incur in a delay with respect to their initial expectations.





# Environmental protection (1/2)

21 of the 620 initiatives generate impacts in the *Environmental protection* macro-sector.

5 initiatives (24% of the total) relate exclusively to this macro-sector, while 16 produce effects in multiple macro-sectors.

Overall, around **€3.5 million in funding** was approved (1.8% of the total of the 620 initiatives).

In relation to **67% of the initiatives**, the funding will be used for the **creation of new services**.

**Many initiatives** were financed in **Northeastern Italy** (40% of the total funding).

The initiatives will **preserve 146 jobs and create 24 additional jobs**.

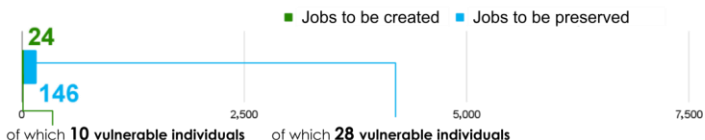
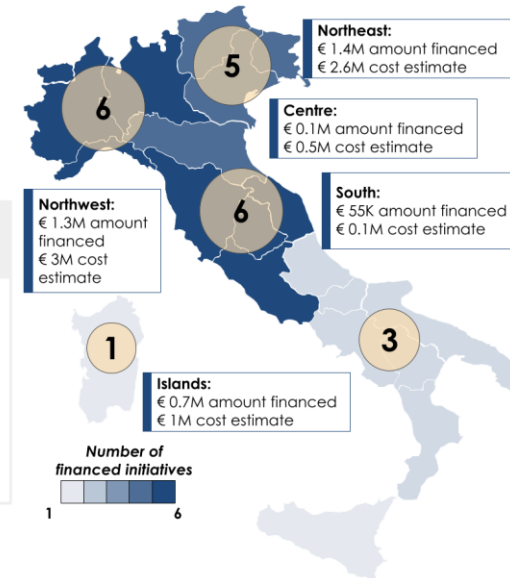


For **67%** of the initiatives, funding will be used to **create** new services

For **90%** of the initiatives, funding will be used to **improve** existing services

Every € 100,000 financed...

- 3 energy efficiency operations will be carried out
- 242 tonnes of oil equivalent will be saved
- 6,329 people will benefit from the decontamination of terrestrial and aquatic ecosystems



## Environmental protection (2/2)

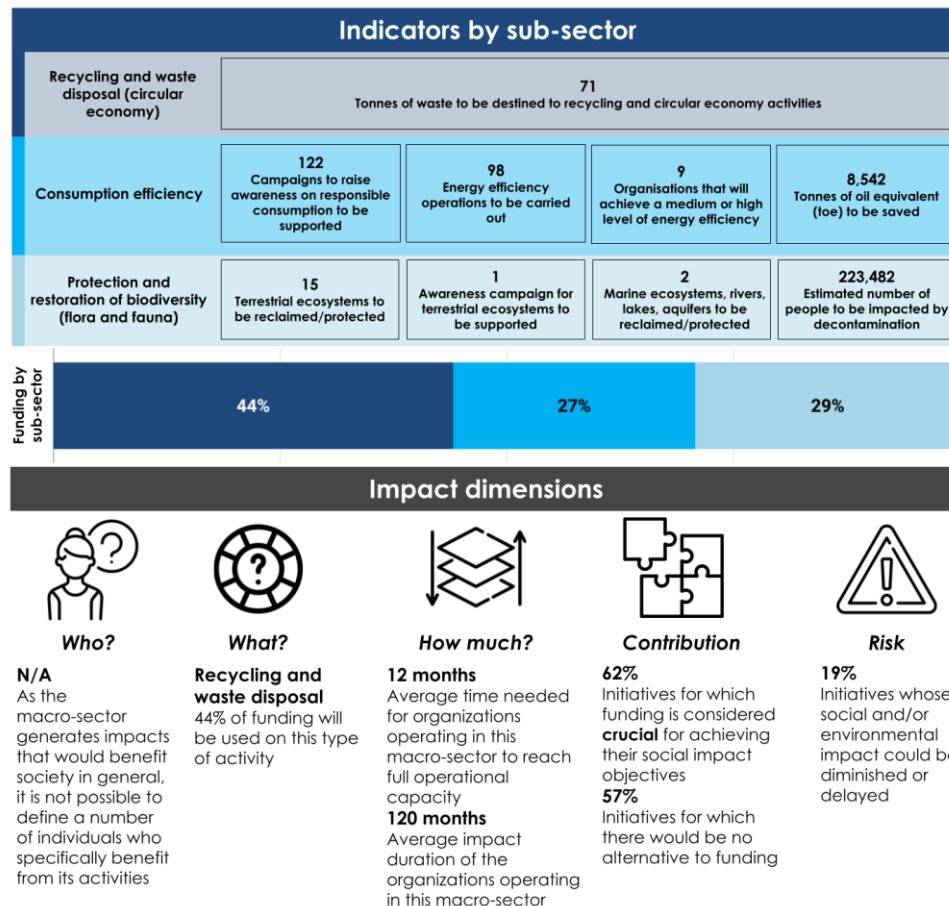
In this macro-sector, there will be numerous initiatives related to *recycling and waste disposal activities* (44% of the total funded).

Initiatives reach **full operational capacity in 12 months**, generating **impacts** for an average of **120 months**.

**57%** of the initiatives would have had **no alternative to funding**.

For **62%** of the initiatives, funding was considered **crucial** for the **achievement of their social impact objectives**.

According to the organizations' predictions, **19%** of the initiatives could generate **less impact** or incur in a delay with respect to their initial expectations.



# Contrast and mitigation of climate change (1/2)

**7 of the 620 initiatives generate impacts in the Contrast and mitigation of climate change macro-sector.**

None of these 7 initiatives relate exclusively to this macro-sector. In fact, all 7 initiatives produce effects in multiple macro-sectors.

Overall, around **€0.7 million in funding** was approved (0.4% of the total of the 620 initiatives).

In relation to **71% of the initiatives**, the funding will be used for the **creation of new services**.

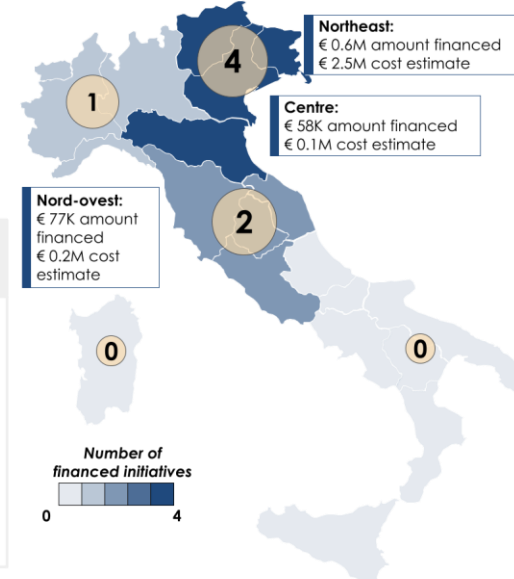
**Many initiatives** were financed in **Northeastern Italy** (86% of the total funding).

SDGs



For **71%** of the initiatives, funding will be used to **create** new services

For **71%** of the initiatives, funding will be used to **improve** existing services



Please note: the investments of the 7 initiatives will not lead to the creation or retention of jobs.

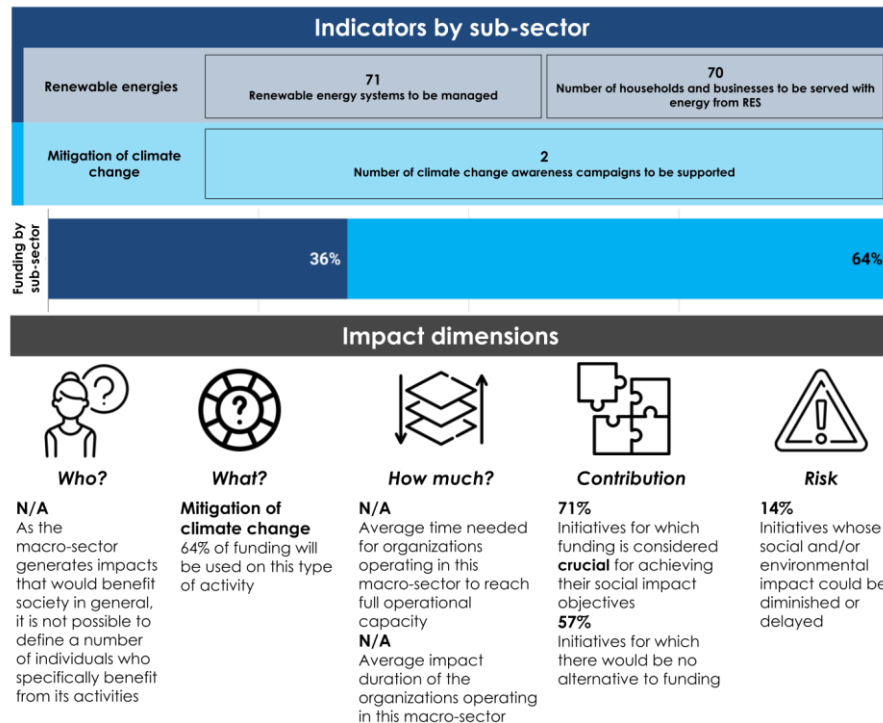
## Contrast and mitigation of climate change (2/2)

In this macro-sector, there will be numerous initiatives related to the *mitigation of climate change* (64% of the total funded).

**57%** of the initiatives would have had **no alternative to funding**.

For **71%** of the initiatives, funding was considered **crucial** for the **achievement of their social impact objectives**.

According to the organizations' predictions, **14%** of the initiatives could generate **less impact** or incur in a delay with respect to their initial expectations.



*Please note: the data on the lifecycle of the funded initiatives is based on the macro-sector to which the organizations belong. No organization operates in Contrast and mitigation of climate change (although 7 organizations generate impacts in this macro-sector).*

# Economic development and social cohesion (1/2)

93 of the 620 initiatives generate impacts in the *Economic development and social cohesion* macro-sector.

30 initiatives (32% of the total) relate exclusively to this macro-sector, while 63 produce effects in multiple macro-sectors.

Overall, around **€13 million in funding** was approved (6.7% of the total of the 620 initiatives).

In relation to **67% of the initiatives**, the funding will be used for the **creation of new services**.

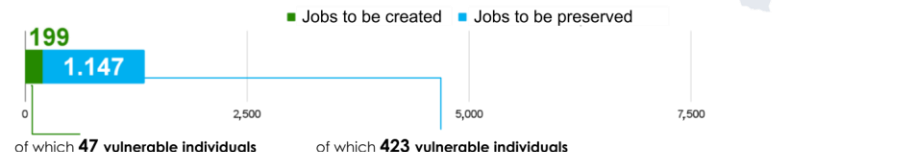
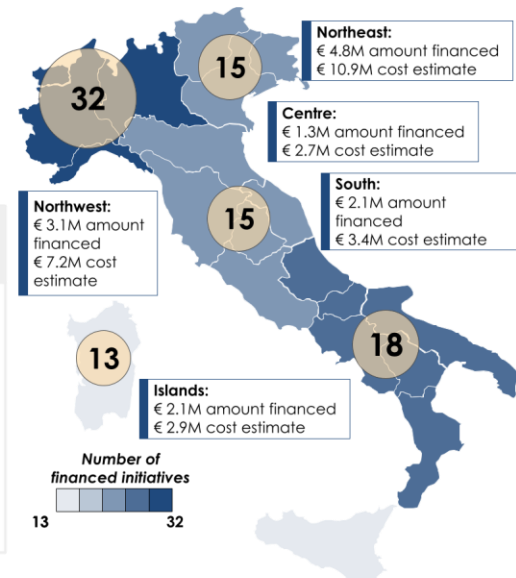
**Many initiatives** were financed in **Northeastern Italy** (37% of the total funding).

The initiatives will **preserve 1,147 jobs and create 199 additional jobs**.



For **67%** of the initiatives, funding will be used to **create** new services

For **60%** of the initiatives, funding will be used to **improve** existing services



## Economic development and social cohesion (2/2)

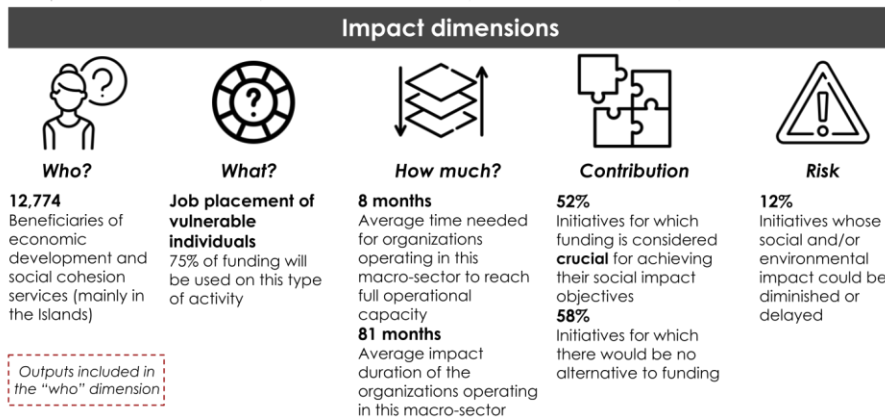
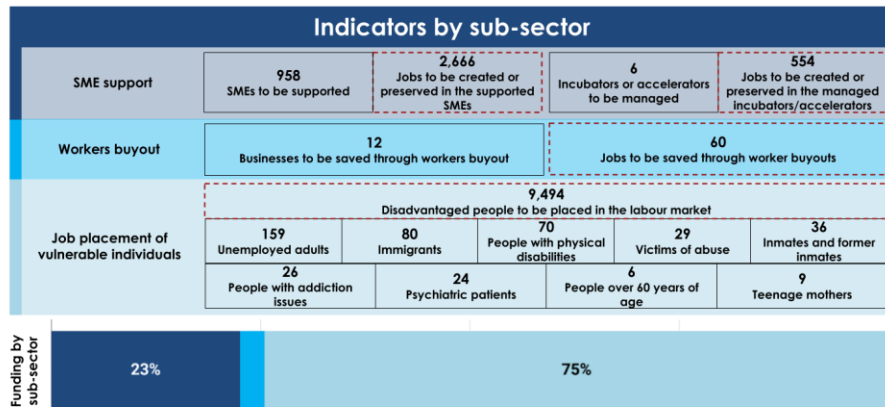
**13 thousand individuals per year** will benefit from the services provided by the initiatives financed in the macro-sector. There will be numerous initiatives related to the *job placement of vulnerable individuals* (75% of the total funded).

Initiatives reach **full operational capacity in 8 months**, generating **impacts** for an average of **81 months**.

**58%** of the initiatives would have had **no alternative to funding**.

For **52%** of the initiatives, funding was considered **crucial** for the **achievement of their social impact objectives**.

According to the organizations' predictions, **12%** of the initiatives could generate **less impact** or incur in a delay with respect to their initial expectations.



# Human rights protection (1/2)

35 of the 620 initiatives generate impacts in the *Human rights protection* macro-sector.

7 initiatives (20% of the total) relate exclusively to this macro-sector, while 28 produce effects in multiple macro-sectors.

Overall, around **€5.8 million in funding** was approved (3% of the total of the 620 initiatives).

In relation to **51% of the initiatives**, the funding will be used for the **creation of new services**.

**Many initiatives** were financed in **Southern Italy** (38% of the total funding).

The initiatives will **preserve 98 jobs and create 37 additional jobs**.

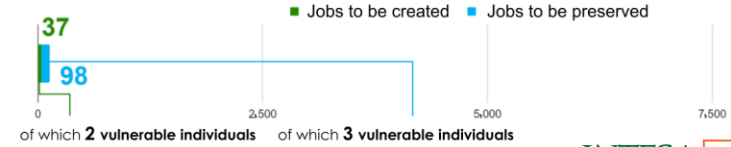
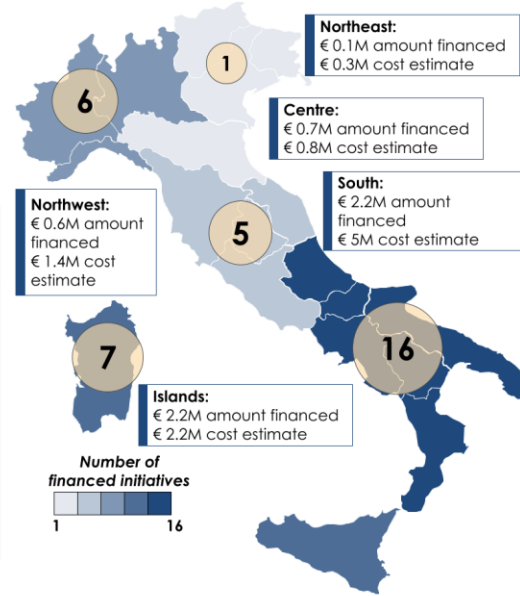


For **51%** of the initiatives, funding will be used to **create** new services

For **69%** of the initiatives, funding will be used to **improve** existing services

**Every € 100,000 financed...**

- 24 lawsuits will be supported
- 185 people will be assisted in lawsuits
  - of which **49** will be vulnerable individuals (e.g. former inmates, refugees or individuals belonging to the LGBTQ+ community)



## Human rights protection (2/2)

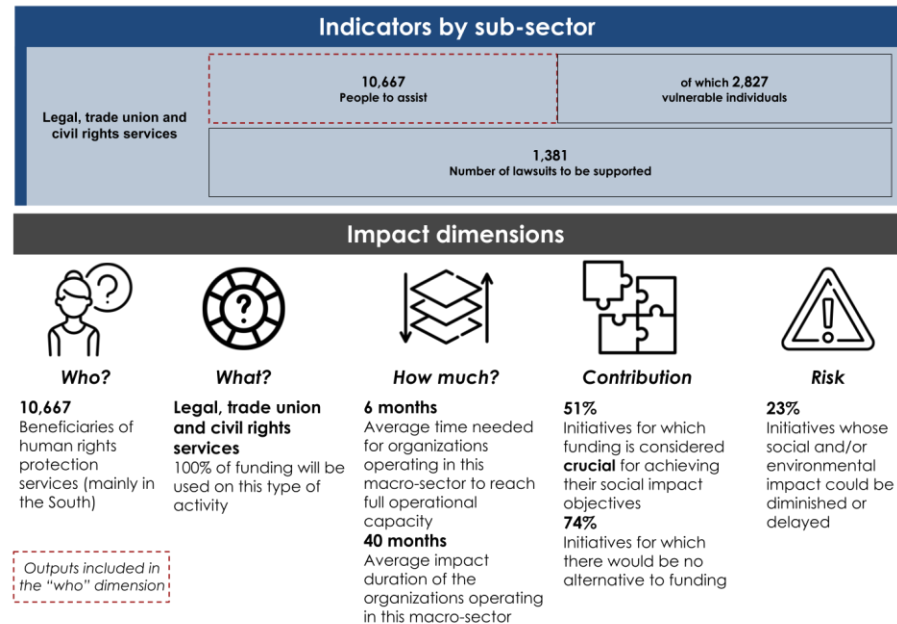
**11 thousand individuals per year** will benefit from the services provided by the initiatives financed in the macro-sector. All the initiatives concern *legal, trade union and civil rights services* (100% of the total funded).

Initiatives reach **full operational capacity in 6 months**, generating **impacts** for an average of **40 months**.

**74%** of the initiatives would have had **no alternative to funding**.

For **51%** of the initiatives, funding was considered **crucial** for the **achievement of their social impact objectives**.

According to the organizations' predictions, **23%** of the initiatives could generate **less impact** or incur in a delay with respect to their initial expectations.





# Philanthropy and volunteering (1/2)

9 of the 620 initiatives generate impacts in the *Philanthropy and volunteering* macro-sector.

3 initiatives (33% of the total) relate exclusively to this macro-sector, while 6 produce effects in multiple macro-sectors.

Overall, around **€0.8 million in funding** was approved (0.4% of the total of the 620 initiatives).

In relation to **33% of the initiatives**, the funding will be used for the **creation of new services**.

**Many initiatives** were financed in **Southern Italy** (38% of the total funding).

The initiatives will **preserve 45 jobs and create 10 additional jobs**.

SDGs



For **33%**

of the initiatives, funding will be used to **create new services**

For **89%**

of the initiatives, funding will be used to **improve existing services**



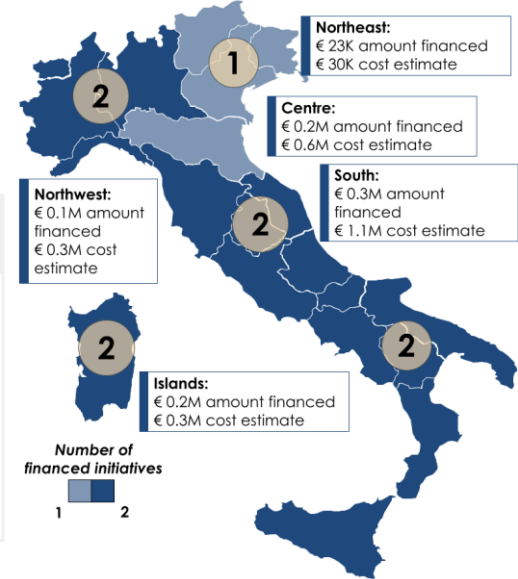
Every **€ 100,000** financed...



**1** project of NGOs and international organizations will be supported



**2,011** beneficiaries will be assisted through the supported projects and organizations



■ Jobs to be created ■ Jobs to be preserved

0

2,500

5,000

7,500

# Philanthropy and volunteering (2/2)

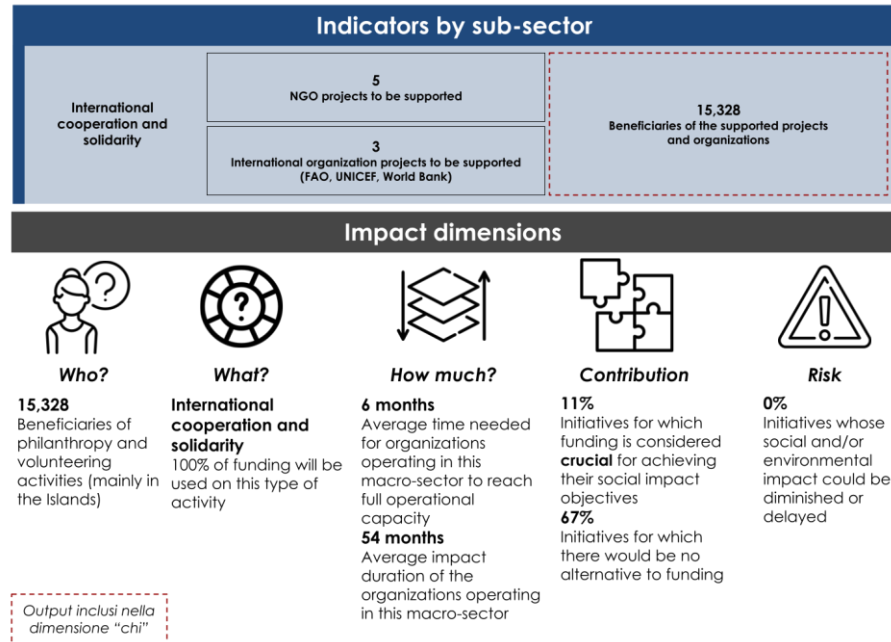
**15 thousand individuals per year** will benefit from the services provided by the initiatives financed in the macro-sector. All the initiatives concern *international cooperation and solidarity* activities (100% of the total funded).

Initiatives reach **full operational capacity in 6 months**, generating **impacts** for an average of **54 months**.

**67%** of the initiatives would have had **no alternative to funding**.

For **11%** of the initiatives, funding was considered **crucial** for the **achievement of their social impact objectives**.

According to the organizations' predictions, no initiative could generate **less impact** or incur in a delay with respect to their initial expectations.



# Religion (1/2)

33 of the 620 initiatives generate impacts in the *Religion* macro-sector.

27 initiatives (81% of the total) relate exclusively to this macro-sector, while 6 produce effects in multiple macro-sectors.

Overall, around **€7.9 million in funding** was approved (4.1% of the total of the 620 initiatives).

In relation to **58% of the initiatives**, the funding will be used for the **creation of new services**.

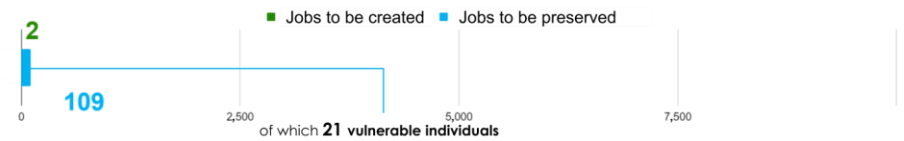
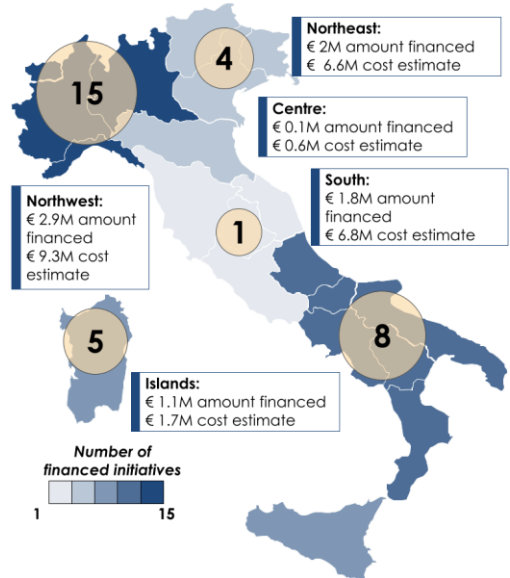
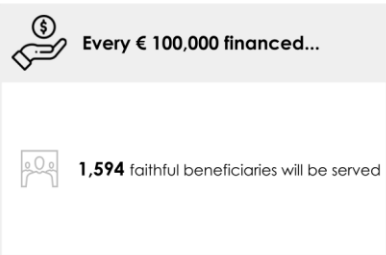
**Many initiatives** were financed in **Northwestern Italy** (37% of the total funding).

The initiatives will **preserve 109 jobs and create 2 additional jobs**.



For **58%** of the initiatives, funding will be used to **create** new services

For **76%** of the initiatives, funding will be used to **improve** existing services



## Religion (2/2)

**127 thousand individuals per year** will benefit from the services provided by the initiatives financed in the macro-sector. All the initiatives concern *religious activities* (100% of the total funded).

Initiatives reach **full operational capacity in 10 months**, generating **impacts** for an average of **105 months**.

**70%** of the initiatives would have had **no alternative to funding**.

For **55%** of the initiatives, funding was considered **crucial** for the **achievement of their social impact objectives**.

According to the organizations' predictions, **6%** of the initiatives could generate **less impact** or incur in a delay with respect to their initial expectations.

