




The Intesa Sanpaolo Group at a glance

As at 31 March 2024

Total assets

(€ m)



- Other (a)
- Due from banks
- Financial assets of insurance companies
- Financial assets
- Loans to customers

Total liabilities and shareholders' equity

(€ m)



- Other
- Shareholders' equity
- Due to banks
- Direct deposits from insurance business
- Direct deposits from banking business

Indirect deposits

(€ m)

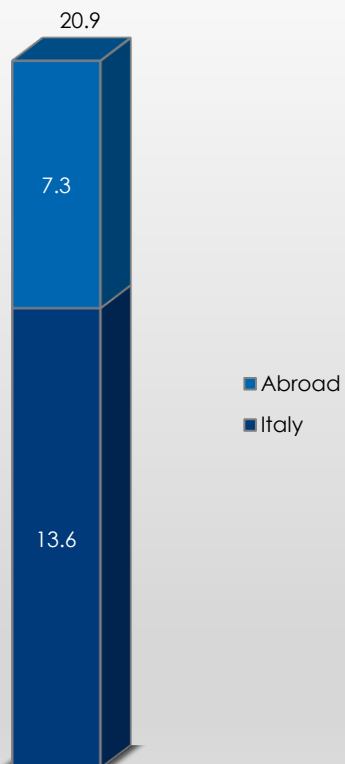


- Assets under administration
- Assets under management

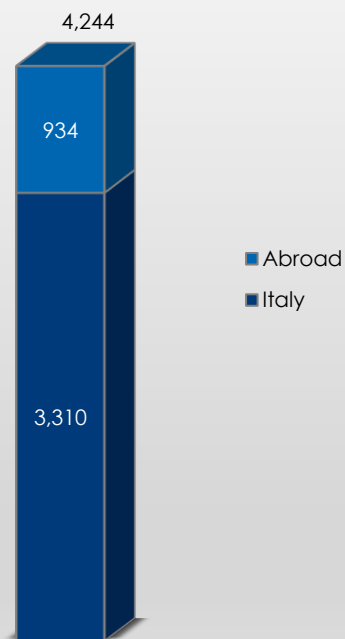
(a) Including around €38bn of deposits at the ECB.

Number of customers

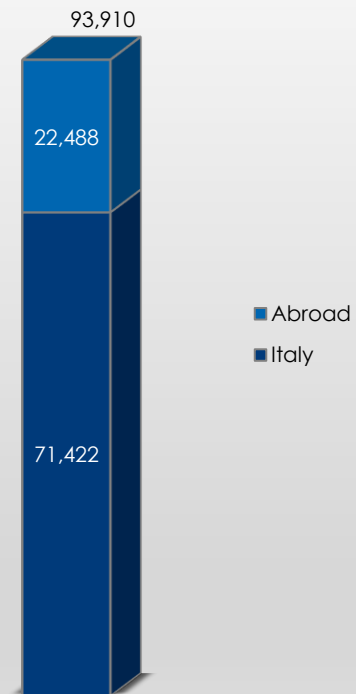
(m)



Number of branches

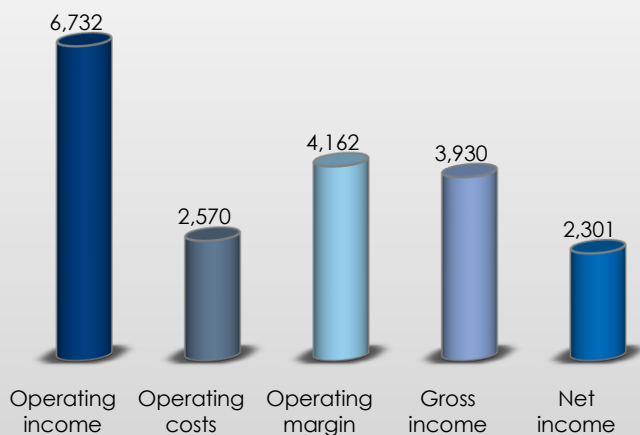


Number of employees

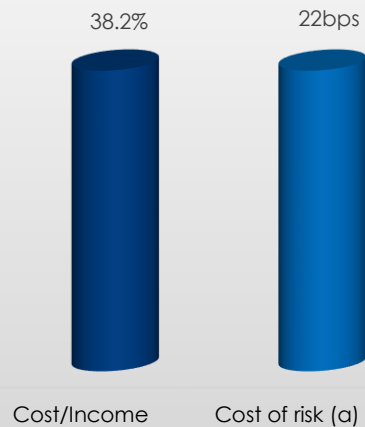


Income statement

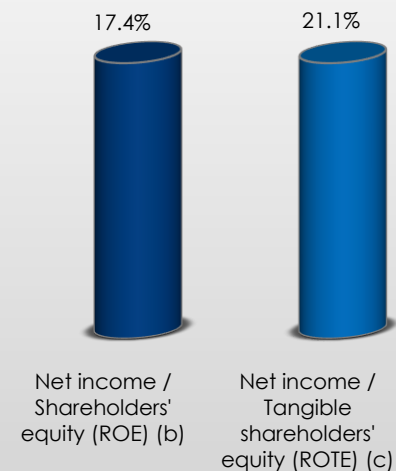
(€ m)



Efficiency and cost of risk



Return on capital

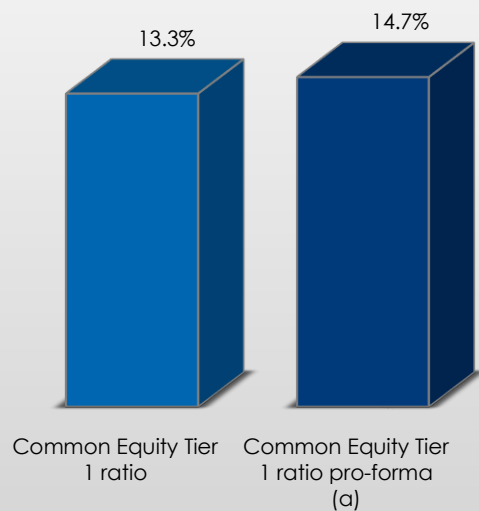


(a) Net adjustments to loans / Net customer loans.

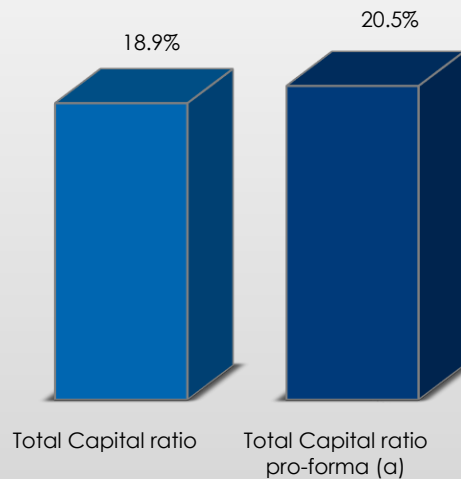
(b) Net income / end-of-period shareholders' equity. Shareholders' equity does not include AT 1 capital instruments, the net income for the period, and dividends and charitable contributions to be distributed in May 2024. The figure for the period has been annualised.

(c) Net income / end-of-period tangible shareholders' equity (shareholders' equity after deduction of goodwill and other intangible assets net of relevant deferred tax liabilities). Shareholders' equity does not include AT 1 capital instruments, the net income for the period, and dividends and charitable contributions to be distributed in May 2024. The figure for the period has been annualised.

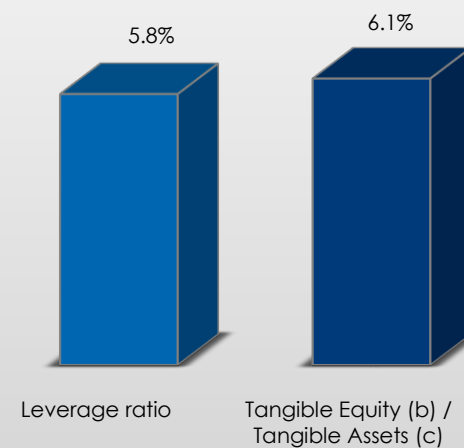
Common Equity Tier 1 ratio



Total Capital ratio



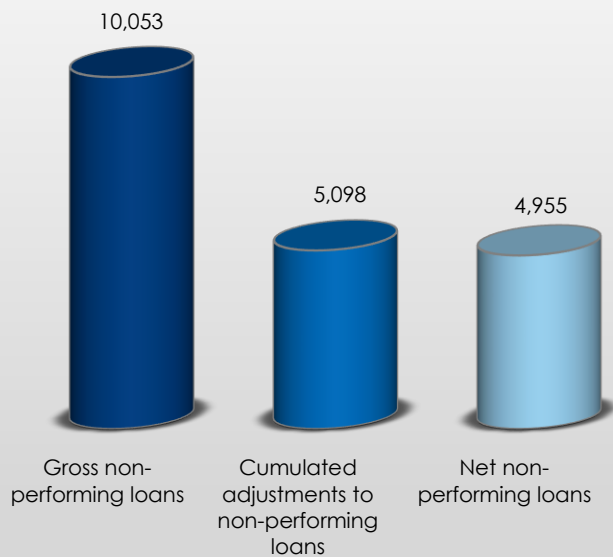
Leverage ratio and tangible ratio



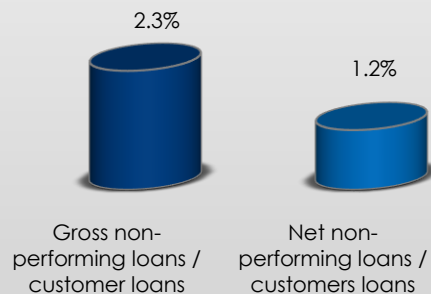
- (a) Calculated taking into account the expected absorption of deferred tax assets (DTAs) and the expected distribution on the net income of insurance companies.
 (b) Shareholders' equity after deduction of goodwill and other intangible assets net of relevant deferred tax liabilities.
 (c) Total assets after deduction of goodwill and other intangible assets net of relevant deferred tax liabilities.

Non-performing loans

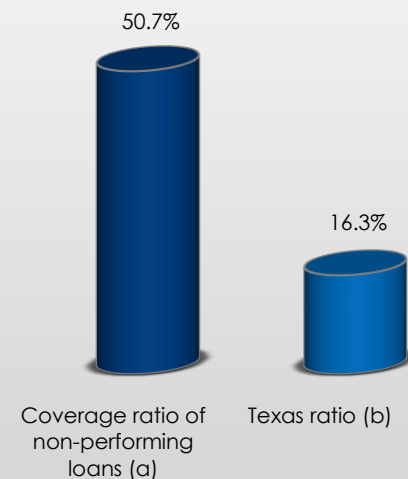
(€ m)



NPL ratio



Cash coverage and Texas ratio



(a) Cumulated adjustments to non-performing loans / Gross non-performing loans.

(b) Gross non-performing loans / Tangible shareholders' equity (shareholders' equity after deduction of goodwill and other intangible assets net of relevant deferred tax liabilities) + cumulated adjustments to non-performing loans.